



SPA EURO RACE

BELCAR ENDURANCE CHAMPIONSHIP

Results Booklet





BELCAR ENDURANCE CHAMPIONSHIP

SPA EURO RACE

FREE PRACTICE

Classification

Nr.	Drivers	Team	Car	Cl	Time	Lap	Total	Gap	Kph
1	701 L. DE COCK / S. DEJONGHE / T. JOOSEN	Deldiche Racing by JDC Events	Norma M20 FC	2	2:22.927	8	16	-	176.4
2	705 D. HOUTHOOFD / F. BOUILLON	Mc Donald's Racing	Norma M20 FC	2	2:29.390	9	17	+6.463	168.8
3	11 S. LONGIN / T. PIESSENS / S. VAN LAERE	Bas Koeten Racing	Wolf GB08	2	2:30.619	4	16	+7.692	167.4
4	2 F. THIERS / H. THIERS	DVB Racing	Ferrari 458 Challenge	1	2:31.271	4	14	+8.344	166.7
5	8 K. WALTERS / X. STEVENS / K. WALTERS	Mext Racing	Porsche 991	1	2:32.511	6	16	+9.584	165.3
6	33 P. PAQUE / G. PAISSE	Speedlover	Porsche 991	1	2:36.470	5	6	+13.543	161.1
7	21 S. VANBELLINGEN / W. WIJZES	Compares Racing by EMG Motorsport	BMW M3 GTR	4	2:37.336	10	14	+14.409	160.3
8	25 W. JEURIS	M-Racing	Radical SR3 SL	2	2:38.281	13	14	+15.354	159.3
9	95 R. VAN DER STRATEN / T. DE LATRE DU BOSQ / J. CLOSE	Racing Adventures	Focus V8	1	2:38.398	8	16	+15.471	159.2
10	15 R. VERHOEVEN / K. VERHOEVEN	Hamofa Motorsport	BMW M3 GTR	3	2:39.130	16	16	+16.203	158.4
11	22 E. BRUYNOGHE / A. FRANSSSEN	EMG Motorsport	BMW M3 E46	4	2:40.755	10	13	+17.828	156.8
12	4 P. DANIELS / . GIAVEDONO	Domec Racing	Radical SR5	2	2:41.379	9	9	+18.452	156.2
13	32 P. BELIEN / D. CUYVERS	Beliën Motorsport	BMW 120D	4	2:43.164	9	11	+20.237	154.5
14	44 C. PAMPEL / M. PAMPEL	Euroracing	BMW M3	4	2:43.967	6	15	+21.040	153.8
15	311 W. SLUYS / P. VAN SOELEN	JR Motorsport	BMW M3	4	2:44.297	7	7	+21.370	153.5
16	142 J. RASSE / N. LAGRANGE	VR / Quick Racing	BMW M235i Cup	3	2:44.519	6	16	+21.592	153.3
17	240 G. DUMAREY	Tyreset - PK Racing	BMW M235i Cup	3	2:45.154	8	13	+22.227	152.7
18	16 M. VANNERUM / J. VANNERUM / J. BEHETS	Vannerum Motorsport	BMW M235i Cup	3	2:45.591	6	11	+22.664	152.3
19	34 E. QVICK / T. VAN ROMPUY	VR / Quick Racing	BMW M235i Cup	3	2:45.889	11	15	+22.962	152.0
20	248 N. OTTO / J. OTTO	Captain Racing	BMW M235i Cup	3	2:46.891	14	14	+23.964	151.1
21	412 R. THIENPONT / L. BRANCKAERTS / D. WAGTMANS	VGL Racing	Saker RAPX	3	2:46.948	10	12	+24.021	151.0
22	249 R. EDLAND	Egeland Motorsport	BMW M235i Cup	3	2:47.226	14	15	+24.299	150.8
23	148 J. VAN HOOYDONK / R. GILLION	QSR Racing	BMW M235i Cup	3	2:47.601	6	12	+24.674	150.4
24	235 B. REDANT / P. VANNESTE	Team Dejonckheere by Red Ant Racing	BMW M235i Cup	3	2:47.698	4	13	+24.771	150.4
25	18 X. MEZQUITA / R. WEISSHAUPT	DVB Racing	KTM X-Bow	3	2:48.422	6	15	+25.495	149.7
26	245 P. BECKERS / B. VAN SAMANG	MSE	BMW M235i Cup	3	2:48.867	7	14	+25.940	149.3
27	242 G. WERCICK	JJ Motorsport	BMW M235i Cup	3	2:48.887	13	13	+25.960	149.3
28	236 C. TUYTTE / P. VAN DELM	Team Smartoys by Red Ant Racing	BMW M235i Cup	3	2:50.667	11	14	+27.740	147.7
29	14 D. SUFFEELERS / M. KUUS	Skylimit Yokohama Race Team	Ford Mustang	4	2:51.799	11	11	+28.872	146.8
30	9 O. HERMANS / C. VAN WOENSEL	Yokohama Power Racing	Ford Mustang	4	2:52.983	14	14	+30.056	145.8
31	241 A. ROBY	Sorg Rennsport	BMW M235i Cup	3	2:53.088	10	15	+30.161	145.7
32	58 L. DONNACUO / G. DONNACUO / L. DONNACUO	GD Sport	BMW Clubsport	5	2:57.486	5	12	+34.559	142.1
33	57 J. DE BREUCKER / B. VAN HAEREN	QSR Racing	BMW Clubsport	5	2:58.836	14	14	+35.909	141.0
34	69 N. HERMANS / J. LAMMENS / M. PALTALA	Skylimit Yokohama Race Team	BMW E90 325i	5	2:59.312	8	9	+36.385	140.6
35	325 B. CLAES / B. PHILIPS	DZ Competition	BMW Clubsport	5	2:59.355	6	12	+36.428	140.6
36	19 S. DEWULF / J. HESSELS / K. HORSTHUIS	van der Horst Motorsport	BMW Clubsport	5	3:00.685	12	14	+37.758	139.5
37	50 D. CONVENTS / V. CONVENTS / S. RAYMAKERS	Convents	BMW Clubsport	5	3:01.162	8	13	+38.235	139.2
38	257 T. MICHIELS / L. JANSSENS	QSR Racing	BMW Clubsport	5	3:02.629	9	14	+39.702	138.1
39	335 K. CEUPPENS / M. VAN DOORSLAER / T. CEUPPENS	CK Mechanics	BMW Clubsport	5	3:04.246	11	13	+41.319	136.9
40	31 K. CLAES / R. TEIXEIRA	MSTC	BMW Clubsport	5	3:04.621	4	13	+41.694	136.6
41	45 K. HORSTHUIS / J. HESSELT	BMW Clubsport	BMW Clubsport	5	3:09.916	6	13	+46.989	132.8
42	27 M. DE JONGE / E. SLIPHORST / C. IZELAAR	Stichting Racing 4 Fun	BMW Clubsport	5	4:22.367	2	2	+1:59.440	124.51
43	3 G. VERHEYEN / V. DESPRIET	Speedlover	Porsche 991	1					
44	17 G. CHARMAN	Gravity Fuelled	Ginetta G55 GT4	3					
45	20 J. Bourdouch / M. Hallaert	Domec Racing	Radical RXC	3					
46	250 A. ROBY		BMW M235i Cup	3					
47	333 J. VERHOEVEN	Speedlover	Porsche 997	1					

Fastest Lap	Lap 8	Sam DEJONGHE	2:22.927	176.4 Kph
--------------------	-------	--------------	-----------------	-----------

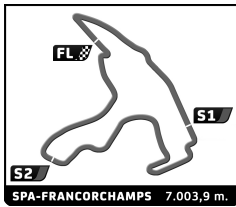
Published at:

Track Status:

DRY

Race Director:

Timekeeper:



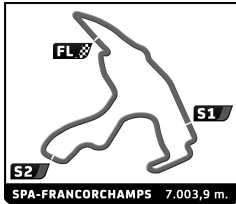
BELCAR ENDURANCE CHAMPIONSHIP

SPA EURO RACE

FREE PRACTICE

Best Sector Times

SECTOR 1			SECTOR 2			SECTOR 3			Pos	Team	Cl	Ideal Lap	Best Lap
Pos	Driver	Time	Driver	Time	Driver	Time	Pos	Team	Cl	Ideal Lap	Best Lap		
1	8 K.WAUTERS	41.704	701 S.DEJONGHE	1:03.352	701 S.DEJONGHE	37.241	1	701 Delfische Racing by JDC Events	2	2:22.550	2:22.927 (1)		
2	701 S.DEJONGHE	41.957	705 D.HOUTHOOFD	1:07.654	705 D.HOUTHOOFD	38.057	2	705 Mc Donald's Racing	2	2:28.262	2:29.390 (2)		
3	2 F.THIERS	42.272	11 T.PIESSSENS	1:07.829	11 T.PIESSSENS	38.434	3	11 Bas Koeten Racing	2	2:30.250	2:30.619 (3)		
4	705 D.HOUTHOOFD	42.551	2 F.THIERS	1:10.355	8 K.WAUTERS	38.495	4	8 Mext Racing	1	2:31.220	2:32.511 (5)		
5	33 G.PAISSE	43.159	8 K.WAUTERS	1:11.021	2 F.THIERS	38.644	5	2 DVB Racing	1	2:31.271	2:31.271 (4)		
6	95 T.DELATRE DU BOSQUEAU	43.804	21 S.VANBELLINGEN	1:12.262	21 S.VANBELLINGEN	39.998	6	33 Speedlover	1	2:36.082	2:36.470 (6)		
7	11 T.PIESSSENS	43.987	25 W.JEURIS	1:12.470	33 G.PAISSE	40.017	7	21 Compares Racing by EMG Motorsport	4	2:37.150	2:37.336 (7)		
8	25 W.JEURIS	44.228	4 P.DANIELS	1:12.571	15 K.VERHOEVEN	40.086	8	25 M-Racing	2	2:37.216	2:38.281 (8)		
9	15 K.VERHOEVEN	44.699	33 G.PAISSE	1:12.906	25 W.JEURIS	40.518	9	95 Racing Adventures	1	2:37.660	2:38.398 (9)		
10	21 S.VANBELLINGEN	44.890	22 A.FRANSEN	1:13.256	95 T.DELATRE DU BOSQUEAU	40.562	10	15 Hamofa Motorsport	3	2:38.138	2:39.130 (10)		
11	22 A.FRANSEN	45.305	95 T.DELATRE DU BOSQUEAU	1:13.294	4 P.DANIELS	40.996	11	22 EMG Motorsport	4	2:39.942	2:40.755 (11)		
12	44 C.PAMPPEL	46.296	15 K.VERHOEVEN	1:13.353	22 A.FRANSEN	41.381	12	4 Domec Racing	2	2:41.379	2:41.379 (12)		
13	311 W.SLUYS	46.657	32 D.CUYVERS	1:13.390	32 D.CUYVERS	41.895	13	32 Beliën Motorsport	4	2:42.631	2:43.164 (13)		
14	16 J.BEHETS	46.781	142 N.LAGRANGE	1:14.196	311 W.SLUYS	42.069	14	44 Euroracing	4	2:43.485	2:43.967 (14)		
15	240 G.DUMAREY	47.040	249 R.EDLAND	1:14.598	44 M.PAMPPEL	42.101	15	142 VR / Qvick Racing	3	2:44.086	2:44.519 (16)		
16	32 D.CUYVERS	47.346	44 C.PAMPPEL	1:15.088	412 R.THENPONT	42.179	16	311 JR Motorsport	4	2:44.297	2:44.297 (15)		
17	148 R.GILLION	47.548	34 E.QVICK	1:15.195	142 N.LAGRANGE	42.251	17	240 Tyreset - PK Racing	3	2:44.668	2:45.154 (17)		
18	142 N.LAGRANGE	47.639	240 G.DUMAREY	1:15.254	16 J.BEHETS	42.350	18	16 Vannerum Motorsport	3	2:44.911	2:45.591 (18)		
19	34 E.QVICK	47.670	18 R.WEISSHAUPT	1:15.527	240 G.DUMAREY	42.374	19	34 VR / Qvick Racing	3	2:45.665	2:45.889 (19)		
20	4 P.DANIELS	47.812	412 R.THENPONT	1:15.564	18 R.WEISSHAUPT	42.751	20	412 VGL Racing	3	2:46.155	2:46.948 (21)		
21	235 P.VANNESTE	47.828	311 W.SLUYS	1:15.571	235 P.VANNESTE	42.773	21	18 DVB Racing	3	2:46.180	2:48.422 (25)		
22	18 X.MEZQUITA	47.902	248 N.OTTO	1:15.623	34 E.QVICK	42.800	22	249 Egeland Motorsport	3	2:46.506	2:47.226 (22)		
23	249 R.EDLAND	48.121	245 B.VAN SAMANG	1:15.671	148 R.GILLION	42.974	23	148 QSR Racing	3	2:46.699	2:47.601 (23)		
24	248 N.OTTO	48.140	16 J.BEHETS	1:15.780	248 N.OTTO	43.128	24	248 Captain Racing	3	2:46.891	2:46.891 (20)		
25	412 R.THENPONT	48.412	148 R.GILLION	1:16.177	236 C.TUYTTE	43.460	25	235 Team Dejonckheere by Red Ant Racing	3	2:47.183	2:47.698 (24)		
26	242 G.WERCKX	48.477	242 G.WERCKX	1:16.193	245 P.BECKERS	43.531	26	245 MSE	3	2:47.904	2:48.867 (26)		
27	245 P.BECKERS	48.702	235 P.VANNESTE	1:16.582	242 G.WERCKX	43.620	27	242 JJ Motorsport	3	2:48.290	2:48.887 (27)		
28	236 C.TUYTTE	48.728	14 M.KUUS	1:16.890	249 R.EDLAND	43.787	28	236 Team Smarloys by Red Ant Racing	3	2:50.063	2:50.667 (28)		
29	241 A.ROBY	50.056	9 C.VAN WOENSEL	1:17.839	9 C.VAN WOENSEL	44.143	29	14 Skylimit Yokohama Race Team	4	2:51.591	2:51.799 (29)		
30	14 D.SUFFELEERS	50.068	236 C.TUYTTE	1:17.875	241 A.ROBY	44.330	30	241 Sorg Rennsport	2	2:52.741	2:53.088 (31)		
31	9 C.VAN WOENSEL	50.791	241 A.ROBY	1:18.355	14 D.SUFFELEERS	44.633	31	9 Yokohama Power Racing	4	2:52.773	2:52.983 (30)		
32	58 L.DONNIACUO	51.789	58 L.DONNIACUO	1:19.167	57 J.DE BREUCKER	46.162	32	58 GD Sport	5	2:57.226	2:57.486 (32)		
33	69 M.PALTTALA	52.307	325 B.CLAES	1:19.557	58 L.DONNIACUO	46.270	33	57 QSR Racing	5	2:58.182	2:58.836 (33)		
34	57 J.DE BREUCKER	52.310	57 J.DE BREUCKER	1:19.710	19 S.DEWULF	46.476	34	325 DZ Competition	5	2:58.668	2:59.355 (35)		
35	325 B.CLAES	52.456	69 M.PALTTALA	1:19.754	325 B.CLAES	46.655	35	69 Skylimit Yokohama Race Team	5	2:58.894	2:59.312 (34)		
36	19 S.DEWULF	53.140	19 S.DEWULF	1:20.343	257 T.MICHIELS	46.825	36	19 van der Horst Motorsport	5	2:59.959	3:00.685 (36)		
37	50 V.CONVENTS	53.293	50 V.CONVENTS	1:20.630	69 M.PALTTALA	46.833	37	50 Convents	5	3:00.861	3:01.162 (37)		
38	257 T.MICHIELS	53.905	257 T.MICHIELS	1:21.189	50 V.CONVENTS	46.938	38	257 QSR Racing	5	3:01.919	3:02.629 (38)		
39	27 C.IZELAAR	54.233	335 M.VAN DOORSLAER	1:21.585	335 M.VAN DOORSLAER	47.129	39	335 CK Mechanics	5	3:03.112	3:04.246 (39)		
40	335 M.VAN DOORSLAER	54.398	31 K.CLAES	1:21.708	31 K.CLAES	47.536	40	31 MSTC	5	3:04.382	3:04.621 (40)		
41	45 K.HORSTHUIS	54.882	45 K.HORSTHUIS	1:24.172	45 K.HORSTHUIS	49.007	41	41 45	5	3:08.061	3:09.916 (41)		
42	31 K.CLAES	55.138	27 C.IZELAAR	1:33.332	27 C.IZELAAR	53.125	42	27 Stichting Racing 4 Fun	5	3:20.690	4:22.367 (42)		




BELCAR ENDURANCE CHAMPIONSHIP

SPA EURO RACE

FREE PRACTICE

Fastest Lap Sequence

Practice Time	Team	Car	Class	Driver	Time	Kph	Lap
5:24.365	701 Deldiche Racing by JDC Events	Norma M20 FC	2	Sam DEJONGHE	2:32.369	165.5	2
7:52.381	701 Deldiche Racing by JDC Events	Norma M20 FC	2	Sam DEJONGHE	2:28.016	170.3	3
15:35.671	701 Deldiche Racing by JDC Events	Norma M20 FC	2	Sam DEJONGHE	2:26.549	172.1	5
26:30.675	701 Deldiche Racing by JDC Events	Norma M20 FC	2	Sam DEJONGHE	2:22.927	176.4	8



BELCAR ENDURANCE CHAMPIONSHIP

SPA EURO RACE


FREE PRACTICE

Analysis

■ Personal Best
 ■ Session Best
 ■ Crossing the finish line in pit lane

Lap	D	Time	Sector 1	Sector 2	Sector 3	Kph	Elapsed	Lap	D	Time	Sector 1	Sector 2	Sector 3	Kph	Elapsed
2 DVB Racing Ferrari 458 Challenge 1 1. Frank THIERS 2. Hans THIERS								6 2 2:55.511 51.861 1:18.513 45.137 143.7 23:01.177							
1	1	4:52.246	2:51.605	1:17.824	42.817	86.3	4:52.246	7	2	2:55.035	51.377	1:18.975	44.683	144.1	25:56.212
2	1	2:34.698	44.201	1:11.812	38.685	163.0	7:26.944	8	2	2:53.981	50.989	1:17.973	45.019	144.9	28:50.193
3	1	2:38.027	44.791	1:13.530	39.706	159.6	10:04.971	9	2	2:53.928	50.831	1:18.272	44.825	145.0	31:44.121
4	1	2:31.271	42.272	1:10.355	38.644	166.7	12:36.242	10	2	2:54.632	51.006	1:18.547	45.079	144.4	34:38.753
5	2	4:56.373	3:05.239	1:12.382	38.752	85.1	17:32.615	11	2	2:56.441	51.296	1:18.977	46.168	142.9	37:35.194
6	2	2:32.929	42.522	1:10.462	39.945	164.9	20:05.544	12	2	2:54.860	50.975	1:17.867	46.018	144.2	40:30.054
7	2	2:35.949	42.394	1:13.558	39.997	161.7	22:41.493	13	2	2:53.129	50.791	1:17.942	44.396	145.6	43:23.183
8	2	8:54.172	6:55.232	1:16.813	42.127	47.2	31:35.665	14	2	2:52.983	51.001	1:17.839	44.143	145.8	46:16.166
9	2	2:38.840	44.132	1:14.576	40.132	158.7	34:14.505	11 Bas Koeten Racing Wolf GB08 2 1. Stienes LONGIN 3. Sven VAN LAERE 2. Thomas PIESSENS							
10	2	2:36.837	43.269	1:13.556	40.012	160.8	36:51.342	1	2	3:40.794	1:40.460	1:20.809	39.525	114.2	3:40.794
11	2	2:37.673	43.199	1:14.564	39.910	159.9	39:29.015	2	2	2:35.677	47.626	1:09.440	38.611	162.0	6:16.471
12	2	2:38.500	43.544	1:14.494	40.462	159.1	42:07.515	3	2	2:32.359	44.928	1:08.952	38.479	165.5	8:48.830
13	2	2:37.054	43.023	1:13.716	40.315	160.5	44:44.569	4	2	2:30.619	44.356	1:07.829	38.434	167.4	11:19.449
14	2	2:38.664	43.638	1:13.452	41.574	158.9	47:23.233	5	2	2:32.893	44.066	1:09.077	39.750	164.9	13:52.342
4 Domec Racing Radical SR5 2 1. Philip DANIELS 2. GIAVEDONO								6	2	2:38.154	45.727	1:13.059	39.368	159.4	16:30.496
1	1	4:13.554	1:35.834	1:45.012	52.708	99.4	4:13.554	7	2	2:34.558	45.839	1:09.501	39.218	163.1	19:05.054
2	1	3:08.997	53.639	1:27.691	47.667	133.4	7:22.551	8	2	2:31.898	44.077	1:09.074	38.747	166.0	21:36.952
3	1	3:07.317	53.584	1:25.975	47.758	134.6	10:29.868	9	2	2:41.481 B	43.987	1:09.337	48.157	156.1	24:18.433
4	1	3:05.418	53.345	1:24.712	47.361	136.0	13:35.286	10	3	5:17.145	3:20.279	1:15.939	40.927	79.5	29:35.578
5	1	3:15.483	53.836	1:23.822	57.825	129.0	16:50.769	11	3	2:37.267	44.588	1:11.904	40.775	160.3	32:12.845
6	1	5:34.702	3:37.013	1:15.721	41.968	75.3	22:25.471	12	3	2:35.883	45.104	1:11.372	39.407	161.8	34:48.728
7	1	17:58.666	...	1:14.169	42.796	23.4	40:24.137	13	3	2:43.719	46.124	1:14.361	43.234	154.0	37:32.447
8	1	2:43.833	48.146	1:13.540	42.147	153.9	43:07.970	14	3	2:35.397	45.141	1:10.522	39.734	162.3	40:07.844
9	1	2:41.379	47.812	1:12.571	40.996	156.2	45:49.349	15	3	2:38.601	45.502	1:10.118	42.981	159.0	42:46.445
8 Mext Racing Porsche 991 1 1. Koen WAUTERS 3. Kris WAUTERS 2. Xavier STEVENS								16	3	2:35.262	44.787	1:10.449	40.026	162.4	45:21.707
1	3	3:32.111	1:03.214	1:37.061	51.836	118.9	3:32.111	14 Skylimit Yokohama Race Team Ford Mustang 4 1. Davy SUFFELEERS 2. Menna KUUS							
2	3	3:10.943	53.521	1:26.982	50.440	132.1	6:43.054	1	2	4:49.612	2:10.936	1:41.460	57.216	87.1	4:49.612
3	3	4:53.396	2:59.735	1:13.757	39.904	85.9	11:36.450	2	2	3:04.409	56.654	1:20.156	47.599	136.7	7:54.021
4	3	2:35.553	43.801	1:12.741	39.011	162.1	14:12.003	3	2	2:56.004	51.219	1:19.487	45.298	143.3	10:50.025
5	3	2:33.325	42.779	1:11.774	38.772	164.4	16:45.328	4	2	2:52.877	51.197	1:16.890	44.790	145.9	13:42.902
6	3	2:32.511	41.704	1:12.312	38.495	165.3	19:17.839	5	1	6:48.121	4:40.699	1:22.106	45.316	61.8	20:31.023
7	3	2:33.490	43.681	1:11.021	38.788	164.3	21:51.329	6	1	2:56.773	51.680	1:19.307	45.786	142.6	23:27.796
8	2	4:55.694	3:03.485	1:12.835	39.374	85.3	26:47.023	7	1	2:56.737	51.386	1:20.001	45.350	142.7	26:24.533
9	2	2:33.352	43.039	1:11.260	39.053	164.4	29:20.375	8	1	2:57.870	51.319	1:20.760	45.791	141.8	29:22.403
10	2	2:34.394	42.913	1:12.582	38.899	163.3	31:54.769	9	1	9:54.979	7:48.894	1:19.258	46.827	42.4	39:17.382
11	2	2:34.168	42.360	1:12.180	39.628	163.5	34:28.937	10	1	3:04.550	52.332	1:22.127	50.091	136.6	42:21.932
12	2	2:34.204	43.150	1:11.834	39.220	163.5	37:03.141	11	1	2:51.799	50.068	1:17.098	44.633	146.8	45:13.731
13	2	2:35.753	43.288	1:13.177	39.288	161.9	39:38.894	15 Hamofa Motorsport BMW M3 GTR 3 1. Rob VERHOEVEN 2. Kris VERHOEVEN							
14	2	2:34.342	42.631	1:12.177	39.534	163.4	42:13.236	1	1	3:15.992	1:00.828	1:28.611	46.553	128.6	3:15.992
15	2	2:34.370	42.572	1:12.175	39.623	163.3	44:47.606	2	1	2:48.528	47.998	1:18.536	41.994	149.6	6:04.520
16	2	2:36.159	42.888	1:12.304	40.967	161.5	47:23.765	3	1	2:43.527	45.658	1:15.067	42.802	154.2	8:48.047
9 Yokohama Power Racing Ford Mustang 4 1. Olivier HERMANS 2. Chris VAN WOENSEL								4	1	2:41.523	45.787	1:14.049	41.687	156.1	11:29.570
1	1	4:49.096	2:09.652	1:42.047	57.397	87.2	4:49.096	5	1	2:41.848	46.294	1:14.860	40.694	155.8	14:11.418
2	1	3:40.279	1:25.660	1:25.811	48.808	114.5	8:29.375	6	1	2:45.405	45.988	1:15.251	44.166	152.4	16:56.823
3	1	3:02.042	53.011	1:22.207	46.824	138.5	11:31.417	7	2	5:50.405	3:49.591	1:18.154	42.660	72.0	22:47.228
4	1	2:57.810	51.196	1:19.142	47.472	141.8	14:29.227	8	2	2:46.383	48.030	1:16.906	41.447	151.5	25:33.611
5	2	5:36.439	3:30.653	1:20.044	45.742	74.9	20:05.666	9	2	2:42.692	47.258	1:15.164	40.270	155.0	28:16.303
								10	2	2:39.611	45.003	1:14.027	40.581	158.0	30:55.914
								11	2	2:39.880	44.699	1:14.607	40.574	157.7	33:35.794





BELCAR ENDURANCE CHAMPIONSHIP

SPA EURO RACE


FREE PRACTICE

Analysis

■ Personal Best
 ■ Session Best
 ■ Crossing the finish line in pit lane

Lap	D	Time	Sector 1	Sector 2	Sector 3	Kph	Elapsed	Lap	D	Time	Sector 1	Sector 2	Sector 3	Kph	Elapsed
12	2	2:40.287	45.066	1:14.106	41.115	157.3	36:16.081								
13	2	2:40.017	45.000	1:14.402	40.615	157.6	38:56.098								
14	2	2:40.705	45.116	1:14.982	40.607	156.9	41:36.803								
15	2	2:39.877	45.095	1:13.353	41.429	157.7	44:16.680								
16	2	2:39.130	44.912	1:14.132	40.086	158.4	46:55.810								
16		Vannerum Motorsport													
		1. Marc VANNERUM		3. Jean-Luc BEHETS											
		2. Johan VANNERUM													
1	2	9:30.920	7:14.896	1:29.007	47.017	44.2	9:30.920								
2	2	2:58.531	50.094	1:22.449	45.988	141.2	12:29.451								
3	2	2:56.872	49.508	1:20.265	47.099	142.6	15:26.323								
4	3	8:15.411	6:08.049	1:16.775	50.587	50.9	23:41.734								
5	3	2:46.602	47.939	1:15.997	42.666	151.3	26:28.336								
6	3	2:45.591	47.058	1:15.780	42.753	152.3	29:13.927								
7	3	2:46.224	46.781	1:17.093	42.350	151.7	32:00.151								
8	3	4:33.545	2:20.830	1:16.417	56.298	92.2	36:33.696								
9	3	2:48.488	47.744	1:16.974	43.770	149.6	39:22.184								
10	3	2:47.475	47.344	1:16.674	43.457	150.6	42:09.659								
11	3	4:23.864	2:17.094	1:21.624	45.146	95.6	46:33.523								
18		DVB Racing													
		1. Xavier MEZQUITA													
		2. Reiner WEISSHAUPT													
1	2	4:56.299	2:20.091	1:40.894	55.314	85.1	4:56.299								
2	2	3:00.670	54.593	1:21.793	44.284	139.6	7:56.969								
3	2	2:50.121	49.429	1:17.393	43.299	148.2	10:47.090								
4	2	2:50.137	50.417	1:16.495	43.225	148.2	13:37.227								
5	2	2:48.464	50.174	1:15.527	42.763	149.7	16:25.691								
6	2	2:48.422	48.520	1:17.151	42.751	149.7	19:14.113								
7	2	2:49.184	48.296	1:17.346	43.542	149.0	22:03.297								
8	1	5:15.939	3:03.694	1:26.663	45.582	79.8	27:19.236								
9	1	2:58.080	48.576	1:23.243	46.261	141.6	30:17.316								
10	1	2:54.407	47.902	1:21.485	45.020	144.6	33:11.723								
11	1	2:54.438	47.937	1:22.169	44.332	144.5	36:06.161								
12	1	2:53.929	48.464	1:20.830	44.635	145.0	39:00.090								
13	1	2:55.068	49.108	1:21.531	44.429	144.0	41:55.158								
14	1	2:54.278	48.417	1:20.831	45.030	144.7	44:49.436								
15	1	2:54.444	48.274	1:21.735	44.435	144.5	47:43.880								
21		Comporex Racing by EMG Motorsport													
		1. Steve VANBELLINGEN													
		2. Wiebe WIJZES													
1	1	3:36.615	1:14.203	1:33.387	49.025	116.4	3:36.615								
2	1	2:55.538	51.692	1:20.243	43.603	143.6	6:32.153								
3	1	2:49.274	47.151	1:19.300	42.823	149.0	9:21.427								
4	1	2:42.973	46.391	1:15.051	41.531	154.7	12:04.400								
5	1	2:43.658	47.640	1:14.463	41.555	154.1	14:48.058								
6	1	2:40.140	45.508	1:13.850	40.782	157.5	17:28.198								
7	1	2:39.963	45.709	1:13.369	40.885	157.6	20:08.161								
8	1	4:59.506	3:01.728	1:15.948	41.830	84.2	25:07.667								
9	1	2:39.497	45.460	1:13.642	40.395	158.1	27:47.164								
10	1	2:37.336	45.076	1:12.262	39.998	160.3	30:24.500								
11	1	2:41.749	44.890	1:15.618	41.241	155.9	33:06.249								
12	1	2:41.244	46.108	1:13.922	41.214	156.4	35:47.493								
13	1	2:41.242	45.249	1:13.757	42.236	156.4	38:28.735								
14	1	7:30.022	5:30.728	1:15.936	43.358	56.0	45:58.757								
22		EMG Motorsport													
		1. Erik BRUYNOGHE													
		2. Alain FRANSEN													
1	2	3:37.552	1:17.153	1:33.454	46.945	115.9	3:37.552								
2	2	2:55.170	51.092	1:20.336	43.742	143.9	6:32.722								
3	2	2:49.360	48.158	1:18.044	43.158	148.9	9:22.082								
4	2	2:44.473	46.962	1:15.271	42.240	153.3	12:06.555								
5	2	2:44.904	47.296	1:15.639	41.969	152.9	14:51.459								
6	2	2:49.436	48.400	1:16.795	44.241	148.8	17:40.895								
7	2	4:14.486	2:15.946	1:16.194	42.346	99.1	21:55.381								
8	2	2:43.248	46.822	1:14.108	42.318	154.5	24:38.629								
9	2	2:43.567	46.362	1:13.849	43.356	154.2	27:22.196								
10	2	2:40.755	45.721	1:13.497	41.537	156.8	30:02.951								
11	2	2:41.204	45.482	1:14.341	41.381	156.4	32:44.155								
12	2	2:41.500	45.883	1:13.256	42.361	156.1	35:25.655								
13	2	2:41.867	45.305	1:13.742	42.820	155.8	38:07.522								
25		M-Racing													
		1. Wim JEURIS													
1	1	4:08.572	1:53.353	1:28.618	46.601	101.4	4:08.572								
2	1	2:50.287	47.287	1:19.296	43.704	148.1	6:58.859								
3	1	2:46.603	46.272	1:18.008	42.323	151.3	9:45.462								
4	1	4:06.115	2:07.258	1:15.556	43.301	102.4	13:51.577								
5	1	2:43.539	45.561	1:16.566	41.412	154.2	16:35.116								
6	1	2:40.391	44.922	1:13.378	42.091	157.2	19:15.507								
7	1	2:43.214	46.339	1:15.132	41.743	154.5	21:58.721								
8	1	2:40.862	44.568	1:13.485	42.809	156.7	24:39.583								
9	1	2:41.875	45.769	1:13.809	42.297	155.8	27:21.458								
10	1	2:41.105	45.730	1:12.470	42.905	156.5	30:02.563								
11	1	5:05.723	3:06.315	1:18.223	41.185	82.5	35:08.286								
12	1	2:39.019	44.473	1:13.451	41.095	158.6	37:47.305								
13	1	2:38.281	44.228	1:13.535	40.518	159.3	40:25.586								
14	1	2:42.975	44.870	1:15.172	42.933	154.7	43:08.561								
27		Stichting Racing 4 Fun													
		1. Mick DE JONGE		3. Carlo IZELAAR											
		2. Eric SLIPHORST													
1	3	4:54.610	2:28.153	1:33.332	53.125	85.6	4:54.610								
2	3	4:22.367	54.233	2:01.732	1:26.402	96.1	9:16.977								





BELCAR ENDURANCE CHAMPIONSHIP

SPA EURO RACE


FREE PRACTICE

Analysis

■ Personal Best
 ■ Session Best
 ■ Crossing the finish line in pit lane

Lap	D	Time	Sector 1	Sector 2	Sector 3	Kph	Elapsed	Lap	D	Time	Sector 1	Sector 2	Sector 3	Kph	Elapsed
31	MSTC 1. Kobe CLAES 2. Ricardo TEIXEIRA BMW Clubsport 5							15	1	2:46.399	47.670	1:15.509	43.220	151.5	47:22.507
1	1	5:21.121	2:49.263	1:34.496	57.362	78.5	5:21.121								
2	1	3:17.972	56.602	1:30.448	50.922	127.4	8:39.093								
3	1	3:06.011	55.138	1:22.405	48.468	135.6	11:45.104								
4	1	3:04.621	55.311	1:21.774	47.536	136.6	14:49.725								
5	1	3:16.464	59.199	1:25.170	52.095	128.3	18:06.189								
6	1	6:57.318	4:26.799	1:34.904	55.615	60.4	25:03.507								
7	1	3:16.991	57.596	1:26.656	52.739	128.0	28:20.498								
8	1	3:15.322	57.141	1:25.770	52.411	129.1	31:35.820								
9	1	3:17.413	57.954	1:26.590	52.869	127.7	34:53.233								
10	1	3:12.700	56.791	1:25.602	50.307	130.8	38:05.933								
11	1	3:08.831	56.047	1:22.201	50.583	133.5	41:14.764								
12	1	3:06.760	56.282	1:21.708	48.770	135.0	44:21.524								
13	1	3:06.934	55.157	1:22.702	49.075	134.9	47:28.458								
32	Beliën Motorsport 1. Patrick BELIËN 2. Dimitri CUYVERS BMW 120D 4							44	Euroracing 1. Christophe PAMPEL 2. Maxim PAMPEL BMW M3 4						
1	1	2:49.094	44.840	1:20.488	43.766	149.1	2:49.094								
2	1	2:46.298	48.845	1:15.347	42.106	151.6	5:35.392								
3	1	2:56.410	B	47.718	1:14.084	54.608	142.9	8:31.802							
4	2	5:46.481	3:47.174	1:16.429	42.878	72.8	14:18.283								
5	2	2:52.882	B	47.568	1:15.870	49.444	145.8	17:11.165							
6	2	8:14.888	6:17.441	1:15.088	42.359	50.9	25:26.053								
7	2	2:43.837	47.648	1:13.840	42.349	153.9	28:09.890								
8	2	5:13.908	3:17.936	1:14.077	41.895	80.3	33:23.798								
9	2	2:43.164	47.346	1:13.390	42.428	154.5	36:06.962								
10	2	5:59.677	4:01.855	1:15.520	42.302	70.1	42:06.639								
11	2	5:07.897	3:10.558	1:15.134	42.205	81.9	47:14.536								
33	Speedlover 1. Pierre-Yves PAQUE 2. Gregory PAISSE Porsche 991 1							45	1. Krijn HORSTHUIS 2. Jeromy HESSELT BMW Clubsport 5						
1	2	2:46.482	43.946	1:20.928	41.608	151.5	2:46.482								
2	2	2:41.366	45.158	1:15.752	40.456	156.3	5:27.848								
3	2	2:41.976	45.450	1:15.550	40.976	155.7	8:09.824								
4	2	4:36.150	2:41.146	1:14.987	40.017	91.3	12:45.974								
5	2	2:36.470	43.159	1:12.906	40.405	161.1	15:22.444								
6	2	29:48.486	...	1:14.947	40.832	14.1	45:10.930								
34	YR / Qvick Racing 1. Erik QVICK 2. Tom VAN ROMPUY BMW M235i Cup 3							45	1. Krijn HORSTHUIS 2. Jeromy HESSELT BMW Clubsport 5						
1	2	3:33.886	1:15.872	1:32.013	46.001	117.9	3:33.886								
2	2	2:59.627	55.841	1:20.097	43.689	140.4	6:33.513								
3	2	2:51.587	49.128	1:18.781	43.678	146.9	9:25.100								
4	2	2:50.024	48.138	1:18.123	43.763	148.3	12:15.124								
5	2	2:48.497	48.247	1:16.874	43.376	149.6	15:03.621								
6	2	2:47.787	48.101	1:16.814	42.872	150.3	17:51.408								
7	2	3:03.860	B	48.908	1:18.926	56.026	137.1	20:55.268							
8	1	4:52.130	2:50.130	1:18.203	43.797	86.3	25:47.398								
9	1	2:47.648	48.551	1:16.106	42.991	150.4	28:35.046								
10	1	2:46.935	48.198	1:15.779	42.958	151.0	31:21.981								
11	1	2:45.889	47.810	1:15.195	42.884	152.0	34:07.870								
12	1	2:46.625	47.679	1:15.267	43.679	151.3	36:54.495								
13	1	2:56.945	B	49.249	1:16.362	51.334	142.5	39:51.440							
14	1	4:44.668	2:46.099	1:15.769	42.800	88.6	44:36.108								
50	Convents 1. Davy CONVENTS 2. Vincent CONVENTS 3. Steve RAYMAKERS BMW Clubsport 5							45	1. Krijn HORSTHUIS 2. Jeromy HESSELT BMW Clubsport 5						
1	3	5:00.551	2:42.233	1:28.286	50.032	83.9	5:00.551								
2	3	3:14.497	57.874	1:27.172	49.451	129.6	8:15.048								
3	3	3:07.583	55.822	1:22.863	48.898	134.4	11:22.631								
4	3	3:06.044	54.769	1:22.292	48.983	135.5	14:28.675								
5	2	4:24.752	2:14.736	1:21.881	48.135	95.2	18:53.427								
6	2	3:03.570	54.442	1:21.310	47.818	137.4	21:56.997								
7	2	3:02.198	54.630	1:20.630	46.938	138.4	24:59.195								
8	2	3:01.162	53.293	1:20.688	47.181	139.2	28:00.357								
9	1	5:12.250	2:55.187	1:27.013	50.050	80.7	33:12.607								
10	1	3:07.152	55.104	1:23.573	48.475	134.7	36:19.759								
11	1	3:07.187	54.809	1:23.553	48.825	134.7	39:26.946								
12	1	3:12.466	54.757	1:25.286	52.423	131.0	42:39.412								
13	1	4:18.484	2:03.122	1:26.806	48.556	97.5	46:57.896								
57	QSR Racing 1. Jimmy DE BREUCKER 2. Bart VAN HAEREN BMW Clubsport 5							15	2	2:47.866	48.526	1:15.517	43.823	150.2	45:01.080
1	1	5:19.248	3:03.046	1:25.345	50.857	79.0	5:19.248								
2	1	3:04.506	54.814	1:22.645	47.047	136.7	8:23.754								





BELCAR ENDURANCE CHAMPIONSHIP


SPA EURO RACE

FREE PRACTICE

Analysis

							Personal Best		Session Best		B Crossing the finish line in pit lane																																																																																																																																			
Lap	D	Time	Sector 1	Sector 2	Sector 3	Kph	Elapsed	Lap	D	Time	Sector 1	Sector 2	Sector 3	Kph	Elapsed																																																																																																																															
3	1	3:01.465	54.089	1:20.776	46.600	138.9	11:25.219	15	2	2:42.602	45.024	1:15.426	42.152	155.1	43:12.820																																																																																																																															
4	1	3:01.540	52.770	1:22.060	46.710	138.9	14:26.759	16	2	2:41.066	45.388	1:14.687	40.991	156.5	45:53.886																																																																																																																															
5	1	2:59.916	52.610	1:20.576	46.730	140.1	17:26.675	<div style="border: 1px solid black; padding: 5px;"> 142 VR / Qvick Racing BMW M235i Cup 3 1. John RASSE 2. Niels LAGRANGE <table border="1"> <tr><td>1</td><td>2</td><td>3:39.713</td><td>1:15.173</td><td>1:33.962</td><td>50.578</td><td>114.8</td><td>3:39.713</td></tr> <tr><td>2</td><td>2</td><td>2:57.734</td><td>53.050</td><td>1:20.327</td><td>44.357</td><td>141.9</td><td>6:37.447</td></tr> <tr><td>3</td><td>2</td><td>2:48.163</td><td>49.025</td><td>1:16.557</td><td>42.581</td><td>149.9</td><td>9:25.610</td></tr> <tr><td>4</td><td>2</td><td>2:44.635</td><td>47.639</td><td>1:14.196</td><td>42.800</td><td>153.2</td><td>12:10.245</td></tr> <tr><td>5</td><td>2</td><td>2:45.300</td><td>47.788</td><td>1:15.068</td><td>42.444</td><td>152.5</td><td>14:55.545</td></tr> <tr><td>6</td><td>2</td><td>2:44.519</td><td>47.827</td><td>1:14.441</td><td>42.251</td><td>153.3</td><td>17:40.064</td></tr> <tr><td>7</td><td>2</td><td>2:46.496</td><td>47.724</td><td>1:15.658</td><td>43.114</td><td>151.4</td><td>20:26.560</td></tr> <tr><td>8</td><td>2</td><td>2:45.336</td><td>47.756</td><td>1:15.023</td><td>42.557</td><td>152.5</td><td>23:11.896</td></tr> <tr><td>9</td><td>2</td><td>2:48.280</td><td>47.698</td><td>1:16.465</td><td>44.117</td><td>149.8</td><td>26:00.176</td></tr> <tr><td>10</td><td>1</td><td>4:51.274</td><td>2:48.912</td><td>1:18.236</td><td>44.126</td><td>86.6</td><td>30:51.450</td></tr> <tr><td>11</td><td>1</td><td>2:48.849</td><td>48.860</td><td>1:16.859</td><td>43.130</td><td>149.3</td><td>33:40.299</td></tr> <tr><td>12</td><td>1</td><td>2:48.317</td><td>48.930</td><td>1:16.545</td><td>42.842</td><td>149.8</td><td>36:28.616</td></tr> <tr><td>13</td><td>1</td><td>2:46.565</td><td>48.031</td><td>1:15.310</td><td>43.224</td><td>151.4</td><td>39:15.181</td></tr> <tr><td>14</td><td>1</td><td>2:46.495</td><td>47.753</td><td>1:16.005</td><td>42.737</td><td>151.4</td><td>42:01.676</td></tr> <tr><td>15</td><td>1</td><td>2:47.751</td><td>47.833</td><td>1:16.434</td><td>43.484</td><td>150.3</td><td>44:49.427</td></tr> <tr><td>16</td><td>1</td><td>2:47.115</td><td>48.157</td><td>1:16.363</td><td>42.595</td><td>150.9</td><td>47:36.542</td></tr> </table> </div>							1	2	3:39.713	1:15.173	1:33.962	50.578	114.8	3:39.713	2	2	2:57.734	53.050	1:20.327	44.357	141.9	6:37.447	3	2	2:48.163	49.025	1:16.557	42.581	149.9	9:25.610	4	2	2:44.635	47.639	1:14.196	42.800	153.2	12:10.245	5	2	2:45.300	47.788	1:15.068	42.444	152.5	14:55.545	6	2	2:44.519	47.827	1:14.441	42.251	153.3	17:40.064	7	2	2:46.496	47.724	1:15.658	43.114	151.4	20:26.560	8	2	2:45.336	47.756	1:15.023	42.557	152.5	23:11.896	9	2	2:48.280	47.698	1:16.465	44.117	149.8	26:00.176	10	1	4:51.274	2:48.912	1:18.236	44.126	86.6	30:51.450	11	1	2:48.849	48.860	1:16.859	43.130	149.3	33:40.299	12	1	2:48.317	48.930	1:16.545	42.842	149.8	36:28.616	13	1	2:46.565	48.031	1:15.310	43.224	151.4	39:15.181	14	1	2:46.495	47.753	1:16.005	42.737	151.4	42:01.676	15	1	2:47.751	47.833	1:16.434	43.484	150.3	44:49.427	16	1	2:47.115	48.157	1:16.363	42.595	150.9	47:36.542
1	2	3:39.713	1:15.173	1:33.962	50.578	114.8	3:39.713																																																																																																																																							
2	2	2:57.734	53.050	1:20.327	44.357	141.9	6:37.447																																																																																																																																							
3	2	2:48.163	49.025	1:16.557	42.581	149.9	9:25.610																																																																																																																																							
4	2	2:44.635	47.639	1:14.196	42.800	153.2	12:10.245																																																																																																																																							
5	2	2:45.300	47.788	1:15.068	42.444	152.5	14:55.545																																																																																																																																							
6	2	2:44.519	47.827	1:14.441	42.251	153.3	17:40.064																																																																																																																																							
7	2	2:46.496	47.724	1:15.658	43.114	151.4	20:26.560																																																																																																																																							
8	2	2:45.336	47.756	1:15.023	42.557	152.5	23:11.896																																																																																																																																							
9	2	2:48.280	47.698	1:16.465	44.117	149.8	26:00.176																																																																																																																																							
10	1	4:51.274	2:48.912	1:18.236	44.126	86.6	30:51.450																																																																																																																																							
11	1	2:48.849	48.860	1:16.859	43.130	149.3	33:40.299																																																																																																																																							
12	1	2:48.317	48.930	1:16.545	42.842	149.8	36:28.616																																																																																																																																							
13	1	2:46.565	48.031	1:15.310	43.224	151.4	39:15.181																																																																																																																																							
14	1	2:46.495	47.753	1:16.005	42.737	151.4	42:01.676																																																																																																																																							
15	1	2:47.751	47.833	1:16.434	43.484	150.3	44:49.427																																																																																																																																							
16	1	2:47.115	48.157	1:16.363	42.595	150.9	47:36.542																																																																																																																																							






BELCAR ENDURANCE CHAMPIONSHIP

SPA EURO RACE

FREE PRACTICE

Analysis

Lap	D	Time	Sector 1	Sector 2	Sector 3	Kph	Elapsed	Lap	D	Time	Sector 1	Sector 2	Sector 3	Kph	Elapsed
2	2	2:57.901	51.209	1:22.007	44.685	141.7	7:49.764	7	1	2:50.287	48.835	1:17.758	43.694	148.1	22:46.109
3	2	2:58.896	50.638	1:21.244	47.014	140.9	10:48.660	8	1	2:51.842	50.224	1:17.392	44.226	146.7	25:37.951
4	1	3:21.501	1:18.075	1:19.163	44.263	125.1	14:10.161	9	1	4:46.133	2:44.763	1:17.139	44.231	88.1	30:24.084
5	1	2:53.816	50.969	1:18.868	43.979	145.1	17:03.977	10	1	2:49.180	48.806	1:16.193	44.181	149.0	33:13.264
6	1	2:51.375	49.553	1:18.067	43.755	147.1	19:55.352	11	1	2:52.050	48.477	1:19.630	43.943	146.6	36:05.314
7	1	2:55.794	50.010	1:20.482	45.302	143.4	22:51.146	12	1	6:14.319	4:03.539	1:24.583	46.197	67.4	42:19.633
8	1	2:52.684	49.335	1:18.990	44.359	146.0	25:43.830	13	1	2:48.887	48.919	1:16.348	43.620	149.3	45:08.520
9	1	2:50.986	49.172	1:17.875	43.939	147.5	28:34.816	245 MSE BMW M235i Cup 3 1. Peter BECKERS 2. Bart VAN SAMANG							
10	1	5:20.034	3:15.087	1:20.662	44.285	78.8	33:54.850	1	1	3:59.526	1:31.989	1:37.691	49.846	105.3	3:59.526
11	1	2:50.667	48.883	1:18.324	43.460	147.7	36:45.517	2	1	3:02.353	52.630	1:22.660	47.063	138.3	7:01.879
12	1	2:55.487	48.728	1:21.277	45.482	143.7	39:41.004	3	1	2:58.514	51.780	1:21.362	45.372	141.2	10:00.393
13	1	2:52.238	49.153	1:18.931	44.154	146.4	42:33.242	4	1	4:21.312	2:14.626	1:21.566	45.120	96.5	14:21.705
14	1	2:51.820	49.027	1:18.662	44.131	146.7	45:25.062	5	1	2:53.294	49.881	1:18.292	45.121	145.5	17:14.999
240 Tyreset - PK Racing BMW M235i Cup 3 1. Guillaume DUMAREY								248 Captain Racing BMW M235i Cup 3 1. Nicolas OTTO 2. Jörg OTTO							
1	1	3:27.080	1:15.317	1:25.250	46.513	121.8	3:27.080	1	2	3:28.773	1:16.492	1:25.857	46.424	120.8	3:28.773
2	1	2:48.981	49.678	1:16.434	42.869	149.2	6:16.061	2	2	2:51.976	50.513	1:17.269	44.194	146.6	6:20.749
3	1	2:48.032	48.360	1:16.444	43.228	150.1	9:04.093	3	2	2:53.662	52.334	1:17.085	44.243	145.2	9:14.411
4	1	2:45.447	47.815	1:15.254	42.378	152.4	11:49.540	4	2	2:49.363	49.539	1:16.252	43.572	148.9	12:03.774
5	1	2:47.162	48.319	1:16.458	42.385	150.8	14:36.702	5	2	2:48.602	49.096	1:16.150	43.356	149.5	14:52.376
6	1	2:47.102	47.204	1:17.087	42.811	150.9	17:23.804	6	2	2:49.241	49.393	1:16.641	43.207	149.0	17:41.617
7	1	5:55.332	3:56.151	1:15.985	43.196	71.0	23:19.136	7	2	2:50.032	48.611	1:16.912	44.509	148.3	20:31.649
8	1	2:45.154	47.040	1:15.740	42.374	152.7	26:04.290	8	2	5:31.874	3:30.787	1:16.966	44.121	76.0	26:03.523
9	1	2:49.557	47.914	1:17.638	44.005	148.7	28:53.847	9	2	2:48.300	48.457	1:16.448	43.395	149.8	28:51.823
10	1	2:51.940	47.737	1:21.193	43.010	146.6	31:45.787	10	2	2:50.225	49.574	1:17.158	43.493	148.1	31:42.048
11	1	2:47.097	47.170	1:16.738	43.189	150.9	34:32.884	11	1	5:00.678	2:53.259	1:22.438	44.981	83.9	36:42.726
12	1	8:20.341	6:09.194	1:21.208	49.939	50.4	42:53.225	12	1	2:51.289	49.218	1:18.404	43.667	147.2	39:34.015
13	1	2:48.970	47.892	1:18.578	42.500	149.2	45:42.195	13	1	2:49.513	48.328	1:17.737	43.448	148.7	42:23.528
241 Sorg Rennsport BMW M235i Cup 1. Ace ROBY								249 Egeland Motorsport BMW M235i Cup 3 1. Roy EDLAND							
1	1	4:46.377	2:13.357	1:39.568	53.452	88.0	4:46.377	1	1	4:02.863	1:30.902	1:41.665	50.296	103.8	4:02.863
2	1	3:06.643	54.996	1:24.675	46.972	135.1	7:53.020	2	1	3:03.266	53.805	1:23.730	45.731	137.6	7:06.129
3	1	3:00.129	51.736	1:22.070	46.323	140.0	10:53.149	3	1	2:59.086	52.592	1:21.611	44.883	140.8	10:05.215
4	1	2:59.806	50.951	1:21.410	47.445	140.2	13:52.955	4	1	2:53.744	49.367	1:20.006	44.371	145.1	12:58.959
5	1	2:58.517	51.024	1:20.804	46.689	141.2	16:51.472	5	1	2:54.038	49.637	1:19.351	45.050	144.9	15:52.997
6	1	2:56.329	50.585	1:18.911	46.833	143.0	19:47.801	6	1	2:52.029	49.443	1:18.471	44.115	146.6	18:45.026
7	1	2:57.302	50.932	1:20.185	46.185	142.2	22:45.103	7	1	2:52.470	49.216	1:18.291	44.963	146.2	21:37.496
8	1	2:57.854	51.822	1:19.473	46.559	141.8	25:42.957	8	1	2:52.056	49.381	1:17.559	45.116	146.5	24:29.552
9	1	2:54.108	50.529	1:19.249	44.330	144.8	28:37.065	9	1	2:50.726	48.573	1:17.305	44.848	147.7	27:20.278
10	1	2:53.088	50.056	1:18.514	44.518	145.7	31:30.153	10	1	2:54.194	48.320	1:21.874	44.000	144.7	30:14.472
11	1	2:56.220	50.083	1:20.845	45.292	143.1	34:26.373	11	1	2:50.235	49.107	1:17.044	44.084	148.1	33:04.707
12	1	2:53.362	50.077	1:18.355	44.930	145.4	37:19.735	12	1	6:18.888	4:18.045	1:17.056	43.787	66.5	39:23.595
13	1	2:54.569	50.216	1:19.403	44.950	144.4	40:14.304								
14	1	2:53.644	50.110	1:18.459	45.075	145.2	43:07.948								
15	1	2:54.881	51.012	1:18.698	45.171	144.2	46:02.829								
242 JJ Motorsport BMW M235i Cup 3 1. Guido WERCKX															
1	1	3:56.154	1:26.973	1:37.997	51.184	106.8	3:56.154								
2	1	3:08.569	54.199	1:26.554	47.816	133.7	7:04.723								
3	1	2:58.338	50.900	1:22.442	44.996	141.4	10:03.061								
4	1	4:11.916	2:09.379	1:17.727	44.810	100.1	14:14.977								
5	1	2:51.192	49.251	1:18.114	43.827	147.3	17:06.169								
6	1	2:49.653	48.892	1:16.836	43.925	148.6	19:55.822								



BELCAR ENDURANCE CHAMPIONSHIP


SPA EURO RACE

FREE PRACTICE

Analysis

Lap	D	Time	Sector 1	Sector 2	Sector 3	Kph	Elapsed	Lap	D	Time	Sector 1	Sector 2	Sector 3	Kph	Elapsed
13	1	2:48.891	48.121	1:16.955	43.815	149.3	42:12.486	9	2	3:09.754	55.890	1:24.852	49.012	132.9	32:55.169
14	1	2:47.226	48.624	1:14.598	44.004	150.8	44:59.712	10	2	3:07.596	55.819	1:23.575	48.202	134.4	36:02.765
15	1	2:53.182	53.011	1:15.654	44.517	145.6	47:52.894	11	2	3:04.246	54.398	1:22.719	47.129	136.9	39:07.011
257 QSR Racing BMW Clubsport 5 1. Tim MICHELS 2. Luc JANSSENS								412 VGL Racing Saker RAPX 3 1. Ronald THIENPONT 2. Luc BRANCKAERTS 3. Danny WAGTMANS							
1	1	4:05.613	1:43.240	1:30.930	51.443	102.7	4:05.613	1	1	13:54.351	...	1:26.642	46.631	30.2	13:54.351
2	1	3:14.755	56.892	1:29.033	48.830	129.5	7:20.368	2	1	2:55.630	50.166	1:20.577	44.887	143.6	16:49.981
3	1	3:11.702	57.142	1:26.419	48.141	131.5	10:32.070	3	1	2:50.975	48.453	1:18.451	44.071	147.5	19:40.956
4	1	3:05.657	54.892	1:23.099	47.666	135.8	13:37.727	4	1	2:49.631	48.510	1:17.006	44.115	148.6	22:30.587
5	1	3:04.347	54.848	1:22.121	47.378	136.8	16:42.074	5	1	2:52.126	48.638	1:18.586	44.902	146.5	25:22.713
6	1	3:06.736	54.903	1:22.832	49.001	135.0	19:48.810	6	1	5:22.965	3:17.710	1:19.444	45.811	78.1	30:45.678
7	1	3:05.478	54.937	1:23.521	47.020	135.9	22:54.288	7	1	2:53.631	50.446	1:19.719	43.466	145.2	33:39.309
8	1	3:04.355	55.045	1:21.637	47.673	136.8	25:58.643	8	1	2:50.017	49.306	1:17.568	43.143	148.3	36:29.326
9	1	3:02.629	54.615	1:21.189	46.825	138.1	29:01.272	9	1	2:49.872	48.866	1:18.011	42.995	148.4	39:19.198
10	1	3:02.662	53.905	1:21.614	47.143	138.0	32:03.934	10	1	2:46.948	49.205	1:15.564	42.179	151.0	42:06.146
11	1	3:03.208	54.168	1:21.848	47.192	137.6	35:07.142	11	1	2:48.450	49.432	1:16.542	42.476	149.7	44:54.596
12	1	3:02.818	54.045	1:21.768	47.005	137.9	38:09.960	12	1	2:47.177	48.412	1:15.847	42.918	150.8	47:41.773
13	1	3:04.859	54.326	1:21.846	48.687	136.4	41:14.819	701 Deldiche Racing by JDC Events Norma M20 FC 2 1. Luc DE COCK 2. Sam DEJONGHE 3. Tim JOOSEN							
14	1	3:10.665B	53.922	1:22.884	53.859	132.2	44:25.484	1	2	2:51.996	58.544	1:14.851	38.601	146.6	2:51.996
311 JR Motorsport BMW M3 4 1. Ward SLUYS 2. Pieter VAN SOELEN								2	2	2:32.369	44.801	1:09.825	37.743	165.5	5:24.365
1	1	10:44.661	8:08.926	1:38.864	56.871	39.1	10:44.661	3	2	2:28.016	42.905	1:05.411	39.700	170.3	7:52.381
2	1	13:53.840	...	1:23.871	44.945	30.2	24:38.501	4	2	5:16.741	3:32.156	1:06.990	37.595	79.6	13:09.122
3	1	2:48.460	48.554	1:17.025	42.881	149.7	27:26.961	5	2	2:26.549	45.049	1:04.031	37.469	172.1	15:35.671
4	1	2:48.011	47.033	1:17.280	43.698	150.1	30:14.972	6	2	6:05.126	4:22.862	1:05.023	37.241	69.1	21:40.797
5	1	2:47.552	47.749	1:16.955	42.848	150.5	33:02.524	7	2	2:26.951	44.148	1:04.861	37.942	171.6	24:07.748
6	1	2:46.510	46.956	1:16.544	43.010	151.4	35:49.034	8	2	2:22.927	42.312	1:03.352	37.263	176.4	26:30.675
7	1	2:44.297	46.657	1:15.571	42.069	153.5	38:33.331	9	2	2:24.024	43.128	1:03.653	37.243	175.1	28:54.699
325 DZ Competition BMW Clubsport 5 1. Bernard CLAES 2. Benoit PHILIPS								10	2	2:24.801	41.957	1:04.292	38.552	174.1	31:19.500
1	1	9:53.701	7:32.750	1:29.427	51.524	42.5	9:53.701	11	2	2:25.478	42.480	1:05.488	37.510	173.3	33:44.978
2	1	3:08.067	56.369	1:22.038	49.660	134.1	13:01.768	12	2	2:26.473	43.161	1:05.487	37.825	172.1	36:11.451
3	1	3:04.903	55.438	1:21.525	47.940	136.4	16:06.671	13	2	2:25.142	42.387	1:03.771	38.984	173.7	38:36.593
4	1	3:01.716	54.250	1:20.109	47.357	138.8	19:08.387	14	2	2:26.210	42.217	1:05.184	38.809	172.5	41:02.803
5	1	3:01.869	53.167	1:21.465	47.237	138.6	22:10.256	15	2	2:26.167	42.439	1:05.457	38.271	172.5	43:28.970
6	1	2:59.355	53.143	1:19.557	46.655	140.6	25:09.611	16	2	2:27.510	43.292	1:05.352	38.866	170.9	45:56.480
7	1	2:59.979	52.456	1:20.337	47.186	140.1	28:09.590	705 Mc Donald's Racing Norma M20 FC 2 1. David HOUTHOOFF 2. François BOUILLON							
8	2	5:46.661	3:34.174	1:23.987	48.500	72.7	33:56.251	1	1	3:25.856	1:05.307	1:33.015	47.534	122.5	3:25.856
9	2	3:03.998	54.297	1:21.910	47.791	137.0	37:00.249	2	1	2:43.825	48.263	1:14.213	41.349	153.9	6:09.681
10	2	3:01.952	53.582	1:20.945	47.425	138.6	40:02.201	3	1	2:37.255	45.744	1:10.057	41.454	160.3	8:46.936
11	2	3:03.121	55.132	1:20.411	47.578	137.7	43:05.322	4	1	5:26.139	3:36.804	1:10.591	38.744	77.3	14:13.075
12	2	3:03.752	54.381	1:21.246	48.125	137.2	46:09.074	5	1	2:35.747	44.687	1:09.370	41.690	161.9	16:48.822
335 CK Mechanics BMW Clubsport 5 1. Ken CEUPPENS 2. Mark VAN DOORSLAER 3. Tom CEUPPENS								6	1	2:33.824	45.781	1:07.654	40.389	163.9	19:22.646
1	2	3:25.977	50.982	1:37.349	57.646	122.4	3:25.977	7	1	2:33.990	45.647	1:08.959	39.384	163.7	21:56.636
2	2	3:33.973	1:04.349	1:35.424	54.200	117.8	6:59.950	8	1	2:31.077	43.639	1:08.824	38.614	166.9	24:27.713
3	2	3:27.539	1:01.893	1:32.758	52.888	121.5	10:27.489	9	1	2:29.390	43.529	1:07.804	38.057	168.8	26:57.103
4	2	3:25.272	59.452	1:31.384	54.436	122.8	13:52.761	10	1	2:31.210	43.266	1:09.798	38.146	166.7	29:28.313
5	2	3:24.839	1:00.394	1:30.675	53.770	123.1	17:17.600	11	1	2:30.146	43.104	1:08.935	38.107	167.9	31:58.459
6	2	3:25.719	59.389	1:31.848	54.482	122.6	20:43.319	12	1	2:32.364	43.615	1:09.675	39.074	165.5	34:30.823
7	2	5:02.726	2:41.899	1:29.248	51.579	83.3	25:46.045	13	1	2:32.733	44.855	1:08.675	39.203	165.1	37:03.556
8	2	3:59.370	1:43.733	1:26.146	49.491	105.3	29:45.415	14	1	2:36.742	43.858	1:12.946	39.938	160.9	39:40.298






BELCAR ENDURANCE CHAMPIONSHIP
 SPA EURO RACE
 FREE PRACTICE

Analysis

■ Personal Best
 ■ Session Best
 B Crossing the finish line in pit lane

Lap	D	Time	Sector 1	Sector 2	Sector 3	Kph	Elapsed	Lap	D	Time	Sector 1	Sector 2	Sector 3	Kph	Elapsed
15	1	2:33.644	42.551	1:11.287	39.806	164.1	42:13.942								
16	1	2:35.619	43.697	1:10.524	41.398	162.0	44:49.561								
17	1	2:33.971	43.302	1:09.187	41.482	163.8	47:23.532								



BELCAR ENDURANCE CHAMPIONSHIP

SPA EURO RACE

QUALIFYING

Final Classification

Nr.	Drivers	Team	Car	Cl	Time	Lap	Total	Gap	Kph
1	701 L. DE COCK / . / T. JOOSEN	Deldiche Racing by JDC Events	Norma M20 FC	2	2:37.479	12	13	-	160.1
2	11 T. PIESSENS / S. VAN LAERE / .	Bas Koeten Racing	Wolf GB08	2	2:40.487	14	14	+3.008	157.1
3	2 F. THIERS / H. THIERS	DVB Racing	Ferrari 458 Challenge	1	2:40.491	12	12	+3.012	157.1
4	8 K. WAUTERS / X. STEVENS / K. WAUTERS	Mext Racing	Porsche 991	1	2:42.477	11	15	+4.998	155.2
5	705 D. HOUTHOOFT / F. BOUILLON	Mc Donald's Racing	Norma M20 FC	2	2:43.088	15	15	+5.609	154.6
6	3 G. VERHEYEN / V. DESPRIET	Speedlover	Porsche 991	1	2:44.242	10	12	+6.763	153.5
7	412 R. THIENPONT / L. BRANCKAERTS / D. WAGTMANS	VGL Racing	Saker RAPX	3	2:44.789	12	13	+7.310	153.0
8	333 J. VERHOEVEN	Speedlover	Porsche 997	1	2:44.882	7	9	+7.403	152.9
9	4 P. DANIELS / . GIAVEDONO	Domec Racing	Radical SR5	2	2:45.463	11	13	+7.984	152.4
10	33 P. PAQUE / G. PAISSE	Speedlover	Porsche 991	1	2:45.495	6	11	+8.016	152.4
11	25 W. JEURIS	M-Racing	Radical SR3 SL	2	2:46.917	14	14	+9.438	151.1
12	21 S. VANBELLINGEN / W. WIJZES	Comptex Racing by EMG Motorsport	BMW M3 GTR	4	2:48.724	13	15	+11.245	149.4
13	15 R. VERHOEVEN / K. VERHOEVEN	Hamofa Motorsport	BMW M3 GTR	3	2:49.625	11	12	+12.146	148.6
14	95 R. VAN DER STRATEN / T. DE LATRE DU BOSQ / J. CLOSE	Racing Adventures	Focus V8	1	2:50.519	14	14	+13.040	147.9
15	22 E. BRUYNOGHE / A. FRANSSSEN	EMG Motorsport	BMW M3 E46	4	2:51.223	8	13	+13.744	147.3
16	20 J. Bourdouch / M. Hallaert	Domec Racing	Radical RXC	3	2:52.388	13	14	+14.909	146.3
17	32 P. BELIEN / D. CUYVERS	Beliën Motorsport	BMW 120D	4	2:53.279	11	12	+15.800	145.5
18	240 G. DUMAREY	Tyreset - PK Racing	BMW M235i Cup	3	2:53.292	13	14	+15.813	145.5
19	249 R. EDLAND / F. EGELAND	Egeland Motorsport	BMW M235i Cup	3	2:54.718	13	13	+17.239	144.3
20	16 M. VANNERUM / J. VANNERUM / J. BEHETS	Vannerum Motorsport	BMW M235i Cup	3	2:55.131	14	14	+17.652	144.0
21	248 N. OTTO / J. OTTO	Captain Racing	BMW M235i Cup	3	2:55.282	14	14	+17.803	143.8
22	18 X. MEZQUITA / R. WEISSHAUPT	DVB Racing	KTM X-Bow	3	2:55.287	13	14	+17.808	143.8
23	142 J. RASSE / N. LAGRANGE	VR / Qvick Racing	BMW M235i Cup	3	2:55.298	13	13	+17.819	143.8
24	44 C. PAMPEL / M. PAMPEL	Euroracing	BMW M3	4	2:56.096	13	13	+18.617	143.2
25	245 P. BECKERS / B. VAN SAMANG	MSE	BMW M235i Cup	3	2:56.864	11	14	+19.385	142.6
26	34 E. QVICK / T. VAN ROMPLUY	VR / Qvick Racing	BMW M235i Cup	3	2:57.131	13	13	+19.652	142.3
27	241 A. ROBY	Sorg Rennsport	BMW M235i Cup	3	2:58.023	14	14	+20.544	141.6
28	242 G. WERCICKX	JJ Motorsport	BMW M235i Cup	3	3:00.472	10	11	+22.993	139.7
29	235 B. REDANT / P. VANNESTE	Team Dejonckheere by Red Ant Racing	BMW M235i Cup	3	3:01.007	3	11	+23.528	139.3
30	57 J. DE BREUCKER / B. VAN HAEREN	QSR Racing	BMW Clubsport	5	3:03.459	13	13	+25.980	137.4
31	236 C. TUYTTE / M. VERHAEGEN	Team Smartoys by Red Ant Racing	BMW M235i Cup	3	3:04.010	7	10	+26.531	137.0
32	58 L. DONNACUO / G. DONNACUO / L. DONNACUO	GD Sport	BMW Clubsport	5	3:05.379	11	11	+27.900	136.0
33	69 N. HERMANS / J. LAMMENS / M. PALTTALA	Skylimit Yokohama Race Team	BMW E90 325i	5	3:07.809	8	12	+30.330	134.3
34	50 D. CONVENTS / Y. CONVENTS / S. RAYMAKERS	Convents	BMW Clubsport	5	3:08.123	11	12	+30.644	134.0
35	148 J. VAN HOYDONK / R. GILLION	QSR Racing	BMW M235i Cup	3	3:08.279	7	9	+30.800	133.9
36	14 D. SUFFEELERS / M. KUUS	Skylimit Yokohama Race Team	Ford Mustang	4	3:08.317	8	8	+30.838	133.9
37	325 B. CLAES / B. PHILIPS	DZ Competition	BMW Clubsport	5	3:08.438	9	9	+30.959	133.8
38	9 O. HERMANS / C. VAN WOENSEL	Yokohama Power Racing	Ford Mustang	4	3:10.098	4	8	+32.619	132.6
39	27 E. SLIPHORST / C. IZELAAR / M. DE JONGE	Stichting Racing 4 Fun	BMW Clubsport	5	3:10.920	11	12	+33.441	132.1
40	257 T. MICHIELS / L. JANSSENS	QSR Racing	BMW Clubsport	5	3:12.404	10	10	+34.925	131.0
41	31 K. CLAES / R. TEIXERA	MSTC	BMW Clubsport	5	3:16.277	4	11	+38.798	128.5
42	335 K. CEUPPENS / M. VAN DOORSLAER / T. CEUPPENS	CK Mechanics	BMW Clubsport	5	3:16.904	9	12	+39.425	128.1

Max. qual. time: 3:27.331

19	S. DEWULF / J. HESSELS / .	van der Horst Motorsport	BMW Clubsport	5
45	K. HORSTHUIS / J. JORDENS		BMW Clubsport	5
311	P. VAN SOELEN / K. BOGAERTS	JR Motorsport	BMW M3	4

Fastest Lap	Lap 12	Tim JOOSEN	2:37.479	160.1 Kph
--------------------	--------	------------	-----------------	-----------


CARS 19 / 45 / 311 - ALL TIMES DELETED DUE TO STEWARDS DECISION 3 AND 4

Published at:

Track Status:

WET

Stewards:	Timekeeper:
-----------	-------------




BELCAR ENDURANCE CHAMPIONSHIP

SPA EURO RACE

QUALIFYING

Provisional Classification by Driver Fastest Lap

Nr	Team	Car	Class	Driver	Time	Lap	Total	Gap	Kph
1	701 Deldiche Racing by JDC Events	Norma M20 FC	2	Tim JOOSEN	2:37.479	6	6		160.1
2	11 Bas Koeten Racing	Wolf GB08	2	Sven VAN LAERE	2:40.487	9	9	3.008	157.1
3	2 DVB Racing	Ferrari 458 Challenge	1	Hans THIERS	2:40.491	8	8	3.012	157.1
4	8 Mext Racing	Porsche 991	1	Koen WAUTERS	2:42.477	3	7	4.998	155.2
5	705 Mc Donald's Racing	Norma M20 FC	2	David HOUTHOOFF	2:43.088	7	7	5.609	154.6
6	11 Bas Koeten Racing	Wolf GB08	2	Thomas PIESSENS	2:43.097	3	5	5.618	154.6
7	3 Speedlover	Porsche 991	1	Vincent DESPRIET	2:44.242	3	5	6.763	153.5
8	412 VGL Racing	Saker RAPX	3	Danny WAGTMANS	2:44.789	4	5	7.310	153.0
9	333 Speedlover	Porsche 997	1	Jean-Pierre VERHOEVEN	2:44.882	7	9	7.403	152.9
10	8 Mext Racing	Porsche 991	1	Kris WAUTERS	2:44.911	3	4	7.432	152.9
11	4 Domec Racing	Radical SR5	2	Philip DANIELS	2:45.463	11	13	7.984	152.4
12	33 Speedlover	Porsche 991	1	Gregory PAISSE	2:45.495	2	7	8.016	152.4
13	25 M-Racing	Radical SR3 SL	2	Wim JEURIS	2:46.917	14	14	9.438	151.1
14	705 Mc Donald's Racing	Norma M20 FC	2	François BOUILLON	2:47.253	8	8	9.774	150.8
15	21 Comparex Racing by EMG Motorsport	BMW M3 GTR	4	Wiebe WIJZES	2:48.724	7	9	11.245	149.4
16	311 JR Motorsport	BMW M3	4	Ward SLUYS	2:48.736	13	13	11.257	149.4
17	8 Mext Racing	Porsche 991	1	Xavier STEVENS	2:48.957	4	4	11.478	149.2
18	701 Deldiche Racing by JDC Events	Norma M20 FC	2	Luc DE COCK	2:49.418	6	7	11.939	148.8
19	2 DVB Racing	Ferrari 458 Challenge	1	Frank THIERS	2:49.616	4	4	12.137	148.7
20	15 Hamofa Motorsport	BMW M3 GTR	3	Kris VERHOEVEN	2:49.625	5	6	12.146	148.6
21	95 Racing Adventures	Focus V8	1	José CLOSE	2:50.519	2	2	13.040	147.9
22	22 EMG Motorsport	BMW M3 E46	4	Alain FRANSSEN	2:51.223	8	13	13.744	147.3
23	95 Racing Adventures	Focus V8	1	Thierry DE LATRE DU BOSQUEAU	2:52.066	5	7	14.587	146.5
24	20 Domec Racing	Radical RXC	3	Jean-Marc Bourdouch	2:52.388	13	14	14.909	146.3
25	3 Speedlover	Porsche 991	1	Guy VERHEYEN	2:52.847	4	7	15.368	145.9
26	32 Belien Motorsport	BMW 120D	4	Dimitri CUYVERS	2:53.279	7	8	15.800	145.5
27	240 Tyreset - PK Racing	BMW M235i Cup	3	Guillaume DUMAREY	2:53.292	13	14	15.813	145.5
28	95 Racing Adventures	Focus V8	1	Raphaël VAN DER STRATEN	2:53.332	5	5	15.853	145.5
29	33 Speedlover	Porsche 991	1	Pierre-Yves PAQUE	2:54.419	2	4	16.940	144.6
30	249 Egeland Motorsport	BMW M235i Cup	3	Frode EGELAND	2:54.718	8	8	17.239	144.3
31	15 Hamofa Motorsport	BMW M3 GTR	3	Rob VERHOEVEN	2:54.768	5	6	17.289	144.3
32	16 Vannerum Motorsport	BMW M235i Cup	3	Jean-Luc BEHETS	2:55.131	6	6	17.652	144.0
33	248 Captain Racing	BMW M235i Cup	3	Nicolas OTTO	2:55.282	10	10	17.803	143.8
34	18 DVB Racing	KTM X-Bow	3	Reiner WEISSHAUPT	2:55.287	6	7	17.808	143.8
35	142 VR / Quick Racing	BMW M235i Cup	3	John RASSE	2:55.298	6	6	17.819	143.8
36	44 Euroracing	BMW M3	4	Maxim PAMPEL	2:56.096	5	5	18.617	143.2
37	21 Comparex Racing by EMG Motorsport	BMW M3 GTR	4	Steve VANBELLINGEN	2:56.474	6	6	18.995	142.9
38	245 MSE	BMW M235i Cup	3	Bart VAN SAMANG	2:56.864	4	7	19.385	142.6
39	412 VGL Racing	Saker RAPX	3	Ronald THIENPONT	2:57.014	3	4	19.535	142.4
40	34 VR / Quick Racing	BMW M235i Cup	3	Tom VAN ROMPUY	2:57.131	6	6	19.652	142.3
41	412 VGL Racing	Saker RAPX	3	Luc BRANCKAERTS	2:57.150	3	4	19.671	142.3
42	241 Sorg Rennsport	BMW M235i Cup	3	Ace ROBY	2:58.023	14	14	20.544	141.6
43	142 VR / Quick Racing	BMW M235i Cup	3	Niels LAGRANGE	2:58.462	3	7	20.983	141.3
44	34 VR / Quick Racing	BMW M235i Cup	3	Erik QVICK	2:59.258	6	7	21.779	140.7
45	242 JJ Motorsport	BMW M235i Cup	3	Guido BERCKX	3:00.472	10	11	22.993	139.7
46	245 MSE	BMW M235i Cup	3	Peter WECKERS	3:00.821	6	7	23.342	139.4
47	235 Team Dejonckheere by Red Ant Racing	BMW M235i Cup	3	Bert REDANT	3:01.007	3	8	23.528	139.3
48	235 Team Dejonckheere by Red Ant Racing	BMW M235i Cup	3	Pieter VANNESTE	3:01.565	2	3	24.086	138.9
49	249 Egeland Motorsport	BMW M235i Cup	3	Roy EDLAND	3:02.007	4	5	24.528	138.5
50	57 QSR Racing	BMW Clubsport	5	Bart VAN HAEREN	3:03.459	13	13	25.980	137.4
51	248 Captain Racing	BMW M235i Cup	3	Jörg OTTO	3:03.849	4	4	26.370	137.1
52	236 Team Smartoys by Red Ant Racing	BMW M235i Cup	3	Conrad TUYTTE	3:04.010	4	7	26.531	137.0
53	44 Euroracing	BMW M3	4	Christophe PAMPEL	3:04.059	8	8	26.580	137.0
54	236 Team Smartoys by Red Ant Racing	BMW M235i Cup	3	Michiel VERHAEREN	3:04.466	3	3	26.987	136.7
55	16 Vannerum Motorsport	BMW M235i Cup	3	Johan VANNERUM	3:04.890	3	5	27.411	136.4
56	32 Belien Motorsport	BMW 120D	4	Patrick BELIEN	3:05.210	3	4	27.731	136.1
57	58 GD Sport	BMW Clubsport	5	Lorenzo DONNIACUO	3:05.379	4	4	27.900	136.0
58	16 Vannerum Motorsport	BMW M235i Cup	3	Marc VANNERUM	3:06.690	3	3	29.211	135.1
59	69 Skylimit Yokohama Race Team	BMW E90 325i	5	Markus PALTALA	3:07.809	4	4	30.330	134.3
60	50 Convents	BMW Clubsport	5	Vincent CONVENTS	3:08.123	4	5	30.644	134.0
61	148 QSR Racing	BMW M235i Cup	3	Jeffrey VAN HOOYDONK	3:08.279	7	7	30.800	133.9
62	14 Skylimit Yokohama Race Team	Ford Mustang	4	Menco KUUS	3:08.317	5	5	30.838	133.9
63	325 DZ Competition	BMW Clubsport	5	Bernard CLAES	3:08.438	4	4	30.959	133.8
64	148 QSR Racing	BMW M235i Cup	3	Rodrigue GILLION	3:08.794	2	2	31.315	133.6
65	9 Yokohama Power Racing	Ford Mustang	4	Chris VAN WOENSEL	3:10.098	4	4	32.619	132.6
66	27 Stichting Racing 4 Fun	BMW Clubsport	5	Carlo IZELAAR	3:10.920	7	8	33.441	132.1
67	45	BMW Clubsport	5	Krijn HORSTHUIS	3:10.962	11	12	33.483	132.0
68	9 Yokohama Power Racing	Ford Mustang	4	Olivier HERMANS	3:11.232	3	4	33.753	131.9



BELCAR ENDURANCE CHAMPIONSHIP
SPA EURO RACE
QUALIFYING

Provisional Classification by Driver Fastest Lap

Nr	Team	Car	Class	Driver	Time	Lap	Total	Gap	Kph	
69	18 DVB Racing	KTM X-Bow	3	Xavier MEZQUITA	3:11.272	7	7	33.793	0.040	131.8
70	19 van der Horst Motorsport	BMW Clubsport	5	Jeromy HESSELS	3:11.569	7	7	34.090	0.297	131.6
71	257 QSR Racing	BMW Clubsport	5	Tim MICHELS	3:12.404	10	10	34.925	0.835	131.0
72	14 Skylimit Yokohama Race Team	Ford Mustang	4	Davy SUFFELEERS	3:14.282	3	3	36.803	1.878	129.8
73	69 Skylimit Yokohama Race Team	BMW E90 325i	5	Jo LAMMENS	3:14.374	4	4	36.895	0.092	129.7
74	325 DZ Competition	BMW Clubsport	5	Benoit PHILIPS	3:15.196	5	5	37.717	0.822	129.2
75	58 GD Sport	BMW Clubsport	5	Luigi DONNIACUO	3:16.102	4	4	38.623	0.906	128.6
76	31 MSTC	BMW Clubsport	5	Kobe CLAES	3:16.277	4	11	38.798	0.175	128.5
77	335 CK Mechanics	BMW Clubsport	5	Ken CEUPPENS	3:16.904	9	12	39.425	0.627	128.1
78	19 van der Horst Motorsport	BMW Clubsport	5	Steven DEWULF	3:17.450	3	5	39.971	0.546	127.7
79	50 Convents	BMW Clubsport	5	Steve RAYMAKERS	3:19.152	4	4	41.673	1.702	126.6
80	69 Skylimit Yokohama Race Team	BMW E90 325i	5	Nicolas HERMANS	3:20.490	4	4	43.011	1.338	125.8
81	50 Convents	BMW Clubsport	5	Davy CONVENTS	3:22.325	3	3	44.846	1.835	124.6
82	58 GD Sport	BMW Clubsport	5	Giovanni DONNIACUO	3:23.875	3	3	46.396	1.550	123.7
83	27 Stichting Racing 4 Fun	BMW Clubsport	5	Mick DE JONGE	3:31.447	2	2	53.968	7.572	119.2
84	27 Stichting Racing 4 Fun	BMW Clubsport	5	Eric SLIPHORST	3:32.335	2	2	54.856	0.888	118.7
85	4 Domec Racing	Radical SR5	2	GIAVEDONO						
86	11 Bas Koeten Racing	Wolf GB08	2							
87	19 van der Horst Motorsport	BMW Clubsport	5							
88	20 Domec Racing	Radical RXC	3	Marc Hallaert						
89	22 EMG Motorsport	BMW M3 E46	4	Erik BRUYNOGHE						
90	31 MSTC	BMW Clubsport	5	Ricardo TEIXEIRA						
91	45	BMW Clubsport	5	Jos JORDENS						
92	57 QSR Racing	BMW Clubsport	5	Jimmy DE BREUCKER						
93	257 QSR Racing	BMW Clubsport	5	LUC JANSSENS						
94	311 JR Motorsport	BMW M3	4	Pieter VAN SOELEN						
95	335 CK Mechanics	BMW Clubsport	5	Mark VAN DOORSLAER						
96	335 CK Mechanics	BMW Clubsport	5	Tom CEUPPENS						
97	701 Deldiche Racing by JDC Events	Norma M20 FC	2							

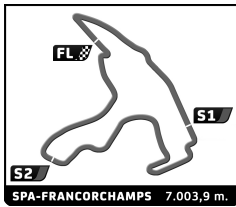
Published at:

Track Status:

WET

Race Director:

Timekeeper:



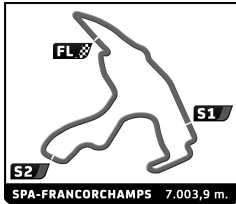
BELCAR ENDURANCE CHAMPIONSHIP

SPA EURO RACE

QUALIFYING

Best Sector Times


SECTOR 1			SECTOR 2			SECTOR 3			Pos	Team	Cl	Ideal Lap	Best Lap
Pos	Driver	Time	Driver	Time	Driver	Time	Pos	Team					
1	8 K.WAUTERS	44.220	11 S.VAN LAERE	1:13.012	701 T.JOOSSEN	39.229	1	701 Deldiche Racing by JDC Events	2	2:37.103	2:37.479	(1)	
2	2 H.THIERS	44.333	701 T.JOOSSEN	1:13.410	2 H.THIERS	40.414	2	11 Bas Koeten Racing	2	2:38.992	2:40.487	(2)	
3	701 T.JOOSSEN	44.464	4 P.DANIELS	1:14.040	11 S.VAN LAERE	40.562	3	2 DVB Racing	1	2:40.491	2:40.491	(3)	
4	3 V.DESPRIET	45.270	705 D.HOUTHOOFD	1:15.430	8 K.WAUTERS	41.484	4	8 Mext Racing	1	2:41.225	2:42.477	(4)	
5	11 T.PIESSSENS	45.418	8 K.WAUTERS	1:15.521	705 D.HOUTHOOFD	41.549	5	705 Mc Donald's Racing	2	2:42.704	2:43.088	(5)	
6	33 G.PAISSE	45.446	412 D.WAGTMANS	1:15.599	4 P.DANIELS	41.667	6	4 Domec Racing	2	2:43.274	2:45.463	(9)	
7	333 J.VERHOEVEN	45.467	2 H.THIERS	1:15.744	33 G.PAISSE	41.869	7	3 Speedlover	1	2:43.780	2:44.242	(6)	
8	705 D.HOUTHOOFD	45.725	3 V.DESPRIET	1:16.267	333 J.VERHOEVEN	41.964	8	412 VGL Racing	3	2:44.496	2:44.789	(7)	
9	25 W.JEURIS	46.040	333 J.VERHOEVEN	1:17.451	3 V.DESPRIET	42.243	9	333 Speedlover	1	2:44.882	2:44.882	(8)	
10	412 D.WAGTMANS	46.477	25 W.JEURIS	1:17.565	412 D.WAGTMANS	42.420	10	33 Speedlover	1	2:45.192	2:45.495	(10)	
11	95 J.CLOSE	46.814	33 G.PAISSE	1:17.877	25 W.JEURIS	42.445	11	25 M-Racing	2	2:46.050	2:46.917	(11)	
12	311 W.SLUYS	46.923	21 W.WIJTZES	1:17.976	15 K.VERHOEVEN	42.715	12	21 Comporex Racing by EMG Motorsport	4	2:48.424	2:48.724	(12)	
13	15 K.VERHOEVEN	47.133	32 D.CUYVERS	1:18.029	21 W.WIJTZES	42.909	13	311 JR Motorsport	4	2:48.516	2:48.736	(13)	
14	20 J.Bourdouch	47.338	311 W.SLUYS	1:18.641	311 W.SLUYS	42.952	14	15 Hamofa Motorsport	3	2:49.625	2:49.625	(14)	
15	22 A.FRANSSSEN	47.537	240 G.DUMAREY	1:18.864	95 J.CLOSE	43.416	15	95 Racing Adventures	1	2:49.879	2:50.519	(15)	
16	21 W.WIJTZES	47.539	249 F.EGELAND	1:19.227	20 J.Bourdouch	43.621	16	20 Domec Racing	3	2:50.296	2:52.388	(17)	
17	4 P.DANIELS	47.567	20 J.Bourdouch	1:19.337	22 A.FRANSSSEN	43.948	17	22 EMG Motorsport	4	2:50.988	2:51.223	(16)	
18	18 R.WEISSHAUPT	48.700	22 A.FRANSSSEN	1:19.503	32 D.CUYVERS	44.230	18	32 Belien Motorsport	4	2:51.851	2:53.279	(18)	
19	16 J.BEHETS	49.448	95 J.CLOSE	1:19.649	240 G.DUMAREY	44.244	19	240 Tyreset - PK Racing	3	2:52.792	2:53.292	(19)	
20	248 N.OTTO	49.450	142 J.RASSE	1:19.710	18 R.WEISSHAUPT	44.757	20	18 DVB Racing	3	2:53.780	2:55.287	(23)	
21	44 M.PAMPEL	49.451	15 K.VERHOEVEN	1:19.777	245 B.VAN SAMANG	44.781	21	249 Egeland Motorsport	3	2:54.218	2:54.718	(20)	
22	142 J.RASSE	49.484	34 T.VAN ROMPUY	1:20.318	249 F.EGELAND	44.823	22	142 VR / Qvick Racing	3	2:54.221	2:55.298	(24)	
23	32 D.CUYVERS	49.592	18 R.WEISSHAUPT	1:20.323	44 M.PAMPEL	44.984	23	248 Captain Racing	3	2:55.000	2:55.282	(22)	
24	240 G.DUMAREY	49.684	248 N.OTTO	1:20.454	142 J.RASSE	45.027	24	16 Vannerum Motorsport	3	2:55.131	2:55.131	(21)	
25	245 B.VAN SAMANG	49.697	16 J.BEHETS	1:20.489	248 N.OTTO	45.096	25	34 VR / Qvick Racing	3	2:55.883	2:57.131	(27)	
26	249 F.EGELAND	50.168	241 A.ROBY	1:20.954	16 J.BEHETS	45.194	26	44 Euroracing	4	2:55.903	2:56.096	(25)	
27	34 E.QVICK	50.283	44 M.PAMPEL	1:21.468	34 T.VAN ROMPUY	45.282	27	245 MSE	3	2:56.084	2:56.864	(26)	
28	235 B.REDANT	50.802	245 B.VAN SAMANG	1:21.606	241 A.ROBY	45.812	28	241 Sorg Rennsport	3	2:57.835	2:58.023	(28)	
29	242 G.WERCKX	50.835	57 B.VAN HAEREN	1:22.498	242 G.WERCKX	46.010	29	242 JJ Motorsport	3	2:59.511	3:00.472	(29)	
30	241 A.ROBY	51.069	242 G.WERCKX	1:22.666	235 B.REDANT	46.018	30	235 Team Dejonckheere by Red Ant Racing	3	3:00.329	3:01.007	(30)	
31	236 M.VERHAEREN	51.482	235 B.REDANT	1:23.509	57 B.VAN HAEREN	46.396	31	57 QSR Racing	5	3:02.968	3:03.459	(31)	
32	148 J.VAN HOOYDONK	52.934	50 V.CONVENTS	1:24.315	58 L.DONNIAUO	46.568	32	236 Team Smarttoys by Red Ant Racing	3	3:03.547	3:04.010	(32)	
33	9 O.HERMANS	53.382	58 L.DONNIAUO	1:24.540	236 C.TUYTTE	47.161	33	58 GD Sport	5	3:04.650	3:05.379	(33)	
34	58 L.DONNIAUO	53.542	236 C.TUYTTE	1:24.904	325 B.CLAES	47.323	34	69 Skylimit Yokohama Race Team	5	3:07.809	3:07.809	(34)	
35	14 M.KUUS	53.563	325 B.CLAES	1:25.210	148 J.VAN HOOYDONK	47.923	35	50 Convents	5	3:07.814	3:08.123	(35)	
36	57 B.VAN HAEREN	54.074	69 M.PALTTALA	1:25.222	69 M.PALTTALA	48.060	36	14 Skylimit Yokohama Race Team	4	3:07.816	3:08.317	(37)	
37	69 M.PALTTALA	54.527	27 C.IZELAAR	1:25.730	14 M.KUUS	48.255	37	148 QSR Racing	3	3:07.906	3:08.279	(36)	
38	50 V.CONVENTS	55.039	14 M.KUUS	1:25.998	50 V.CONVENTS	48.460	38	325 DZ Competition	5	3:08.438	3:08.438	(38)	
39	45 K.HORSTHUIS	55.890	45 K.HORSTHUIS	1:26.033	9 C.VAN WOENSEL	48.553	39	9 Yokohama Power Racing	4	3:09.229	3:10.098	(39)	
40	325 B.CLAES	55.905	19 J.HESSELS	1:26.547	19 J.HESSELS	48.777	40	27 Stichting Racing 4 Fun	5	3:10.920	3:10.920	(40)	
41	257 T.MICHIELS	55.974	257 T.MICHIELS	1:26.711	45 K.HORSTHUIS	49.039	41	45	5	3:10.962	3:10.962	(41)	
42	27 C.IZELAAR	56.078	148 R.GILLION	1:27.049	27 C.IZELAAR	49.112	42	19 van der Horst Motorsport	5	3:11.569	3:11.569	(42)	
43	19 J.HESSELS	56.245	9 C.VAN WOENSEL	1:27.294	257 T.MICHIELS	49.719	43	257 QSR Racing	5	3:12.404	3:12.404	(43)	
44	31 K.CLAES	56.858	31 K.CLAES	1:28.383	31 K.CLAES	50.500	44	31 MSTC	5	3:15.741	3:16.277	(44)	
45	335 K.CEUPPENS	57.273	335 K.CEUPPENS	1:28.671	335 K.CEUPPENS	50.767	45	335 CK Mechanics	5	3:16.711	3:16.904	(45)	



BELCAR ENDURANCE CHAMPIONSHIP
SPA EURO RACE
QUALIFYING

Fastest Lap Sequence

Practice Time	Team	Car	Class	Driver	Time	Kph	Lap
6:01.360	33 Speedlover	Porsche 991	1	Pierre-Yves PAQUE	2:54.419	144.6	2
6:02.288	2 DVB Racing	Ferrari 458 Challenge	1	Frank THIERS	2:51.433	147.1	2
8:13.568	333 Speedlover	Porsche 997	1	Jean-Pierre VERHOEVEN	2:50.416	148.0	2
8:52.492	2 DVB Racing	Ferrari 458 Challenge	1	Frank THIERS	2:50.204	148.1	3
11:42.108	2 DVB Racing	Ferrari 458 Challenge	1	Frank THIERS	2:49.616	148.7	4
12:51.744	8 Mext Racing	Porsche 991	1	Xavier STEVENS	2:48.957	149.2	4
13:51.783	333 Speedlover	Porsche 997	1	Jean-Pierre VERHOEVEN	2:47.990	150.1	4
20:22.551	8 Mext Racing	Porsche 991	1	Kris WAUTERS	2:46.107	151.8	2
23:07.462	8 Mext Racing	Porsche 991	1	Kris WAUTERS	2:44.911	152.9	3
28:46.435	701 Deldiche Racing by JDC Events	Norma M20 FC	2	Tim JOOSEN	2:42.212	155.4	2
31:26.828	701 Deldiche Racing by JDC Events	Norma M20 FC	2	Tim JOOSEN	2:40.393	157.2	3
34:06.511	701 Deldiche Racing by JDC Events	Norma M20 FC	2	Tim JOOSEN	2:39.683	157.9	4
39:28.734	701 Deldiche Racing by JDC Events	Norma M20 FC	2	Tim JOOSEN	2:37.479	160.1	6




BELCAR ENDURANCE CHAMPIONSHIP

SPA EURO RACE

QUALIFYING

Analysis

							■ Personal Best ■ Session Best ■ Crossing the finish line in pit lane								
Lap	D	Time	Sector 1	Sector 2	Sector 3	Kph	Elapsed	Lap	D	Time	Sector 1	Sector 2	Sector 3	Kph	Elapsed
2 DVB Racing Ferrari 458 Challenge															
1. Frank THIERS															
2. Hans THIERS															
1	1	3:10.855	57.344	1:27.401	46.110	132.1	3:10.855	8	3	2:51.660	45.161	1:22.276	44.223	146.9	25:59.122
2	1	2:51.433	46.288	1:21.106	44.039	147.1	6:02.288	9	1	4:55.419	2:55.906	1:17.836	41.677	85.4	30:54.541
3	1	2:50.204	46.411	1:20.231	43.562	148.1	8:52.492	10	1	2:42.696	44.585	1:16.627	41.484	155.0	33:37.237
4	1	2:49.616	45.560	1:20.501	43.555	148.7	11:42.108	11	1	2:42.477	44.281	1:16.554	41.642	155.2	36:19.714
5	2	5:08.452	2:57.944	1:25.786	44.722	81.7	16:50.560	12	1	2:42.498	44.220	1:16.379	41.899	155.2	39:02.212
6	2	2:50.715	46.474	1:20.976	43.265	147.7	19:41.275	13	1	2:50.918	44.956	1:18.430	47.532	147.5	41:53.130
7	2	2:51.455	45.583	1:21.047	44.825	147.1	22:32.730	14	1	2:50.763	46.786	1:20.820	43.157	147.7	44:43.893
8	2	6:00.144	3:38.172	1:34.926	47.046	70.0	28:32.874	15	1	2:43.315	44.530	1:15.521	43.264	154.4	47:27.208
9	2	3:00.994	48.627	1:23.451	48.916	139.3	31:33.868								
10	2	10:23.907	8:13.179	1:26.961	43.767	40.4	41:57.775								
11	2	2:45.004	45.472	1:17.783	41.749	152.8	44:42.779								
12	2	2:40.491	44.333	1:15.744	40.414	157.1	47:23.270								
3 Speedlover Porsche 991															
1. Guy VERHEYEN															
2. Vincent DESPRIET															
1	1	3:15.840	57.453	1:29.981	48.406	128.7	3:15.840								
2	1	2:56.591	48.471	1:23.267	44.853	142.8	6:12.431								
3	1	2:53.704	47.231	1:21.568	44.905	145.2	9:06.135								
4	1	2:52.847	46.754	1:21.323	44.770	145.9	11:58.982								
5	1	2:53.494	47.136	1:21.599	44.759	145.3	14:52.476								
6	1	2:53.835	48.271	1:20.930	44.634	145.0	17:46.311								
7	1	2:55.167	47.442	1:21.533	46.192	143.9	20:41.478								
8	2	8:22.008	6:21.722	1:17.835	42.451	50.2	29:03.486								
9	2	2:48.384	46.155	1:17.996	44.233	149.7	31:51.870								
10	2	2:44.242	45.270	1:16.729	42.243	153.5	34:36.112								
11	2	4:23.709	2:24.871	1:16.267	42.571	95.6	38:59.821								
12	2	3:26.958	45.504	1:48.445	53.009	121.8	42:26.779								
4 Domec Racing Radical SR5															
1. Phillip DANIELS															
2. GIAVEDONO															
1	1	4:10.486	1:12.473	1:59.108	58.905	100.7	4:10.486								
2	1	5:52.671	3:19.813	1:39.345	53.513	71.5	10:03.157								
3	1	3:25.386	56.254	1:36.420	52.712	122.8	13:28.543								
4	1	3:23.818	55.419	1:35.780	52.619	123.7	16:52.361								
5	1	3:16.964	53.909	1:32.827	50.228	128.0	20:09.325								
6	1	3:12.466	52.783	1:30.501	49.182	131.0	23:21.791								
7	1	5:17.046	3:04.934	1:25.658	46.454	79.5	28:38.837								
8	1	2:56.226	50.320	1:20.158	45.748	143.1	31:35.063								
9	1	2:52.111	49.292	1:18.256	44.563	146.5	34:27.174								
10	1	2:47.567	48.605	1:16.364	42.598	150.5	37:14.741								
11	1	2:45.463	47.916	1:15.218	42.329	152.4	40:00.204								
12	1	2:45.682	47.760	1:16.255	41.667	152.2	42:45.886								
13	1	2:47.716	47.567	1:14.040	46.109	150.3	45:33.602								
8 Next Racing Porsche 991															
1. Koen WAUTERS							3. Kris WAUTERS								
2. Xavier STEVENS															
1	2	4:15.956	1:59.218	1:29.382	47.356	98.5	4:15.956								
2	2	2:55.524	48.011	1:23.041	44.472	143.7	7:11.480								
3	2	2:51.307	46.678	1:19.900	44.729	147.2	10:02.787								
4	2	2:48.957	45.957	1:19.398	43.602	149.2	12:51.744								
5	3	4:44.700	2:38.249	1:22.961	43.490	88.6	17:36.444								
6	3	2:46.107	45.733	1:18.140	42.234	151.8	20:22.551								
7	3	2:44.911	45.201	1:17.961	41.749	152.9	23:07.462								
9 Yokohama Power Racing Ford Mustang															
1. Olivier HERMANS							4								
2. Chris VAN WOENSEL															
1	2	3:47.589	1:18.051	1:37.697	51.841	110.8	3:47.589								
2	2	3:13.127	55.716	1:27.915	49.496	130.6	7:00.716								
3	2	3:12.618	55.074	1:27.691	49.853	130.9	10:13.334								
4	2	3:10.098	54.251	1:27.294	48.553	132.6	13:23.432								
5	1	6:09.472	3:47.338	1:30.566	51.568	68.2	19:32.904								
6	1	3:15.107	55.330	1:29.112	50.665	129.2	22:48.011								
7	1	3:11.232	53.382	1:27.961	49.889	131.9	25:59.243								
8	1	3:30.439	54.641	1:32.936	1:02.862	119.8	29:29.682								
11 Bas Koeten Racing Wolf GB08															
1. Thomas PIESSENS							2								
2. Sven VAN LAERE															
1	2	6:17.908	4:02.645	1:28.642	46.621	66.7	6:17.908								
2	2	2:54.970	48.759	1:21.189	45.022	144.1	9:12.878								
3	2	2:56.313	48.741	1:22.579	44.993	143.0	12:09.191								
4	2	2:55.659	49.189	1:21.659	44.811	143.5	15:04.850								
5	2	2:53.576	49.389	1:20.269	43.918	145.3	17:58.426								
6	2	3:02.975	49.509	1:25.755	47.711	137.8	21:01.401								
7	1	5:25.370	3:21.788	1:20.218	43.364	77.5	26:26.771								
8	1	2:43.953	47.680	1:14.595	41.678	153.8	29:10.724								
9	1	2:43.097	45.418	1:14.360	43.319	154.6	31:53.821								
10	1	2:45.203	46.144	1:17.519	41.540	152.6	34:39.024								
11	1	2:46.393	47.046	1:17.437	41.910	151.5	37:25.417								
12	2	4:44.627	2:34.444	1:21.145	49.038	88.6	42:10.044								
13	2	2:40.884	45.722	1:14.388	40.774	156.7	44:50.928								
14	2	2:40.487	46.913	1:13.012	40.562	157.1	47:31.415								
14 Skylimit Yokohama Race Team Ford Mustang															
1. Davy SUFFELEERS							4								
2. Menno KUUS															
1	1	3:59.550	1:27.219	1:38.947	53.384	105.3	3:59.550								
2	1	3:18.550	55.536	1:30.816	52.198	127.0	7:18.100								
3	1	3:14.282	54.987	1:28.803	50.492	129.8	10:32.382								
4	2	5:43.561	3:22.489	1:29.116	51.956	73.4	16:15.943								
5	2	3:08.580	53.781	1:26.544	48.255	133.7	19:24.523								
6	2	3:10.892	54.438	1:25.998	50.456	132.1	22:35.415								
7	2	11:15.053	8:53.420	1:28.804	52.829	37.4	33:50.468								
8	2	3:08.317	53.563	1:26.264	48.490	133.9	36:58.785								
15 Hamofa Motorsport BMW M3 GTR															
1. Rob VERHOEVEN							3								
2. Kris VERHOEVEN															
1	1	4:54.562	2:21.337	1:36.360	56.865	85.6	4:54.562								
2	1	3:08.094	55.250	1:25.387	47.457	134.1	8:02.656								
3	1	3:03.731	51.262	1:26.090	46.379	137.2	11:06.387								
4	1	2:56.281	49.853	1:21.773	44.655	143.0	14:02.668								
5	1	2:54.768	47.911	1:22.352	44.505	144.3	16:57.436								
6	1	3:04.678	49.217	1:25.092	50.369	136.5	20:02.114								



BELCAR ENDURANCE CHAMPIONSHIP


SPA EURO RACE

QUALIFYING

Analysis

Lap	D	Time	Sector 1	Sector 2	Sector 3	Kph	Elapsed	Lap	D	Time	Sector 1	Sector 2	Sector 3	Kph	Elapsed
27 Stichting Racing 4 Fun BMW Clubsport 5 1. Eric SUPHORST 3. Mick DE JONGE 2. Carlo IZELAAR															
1	3	3:50.775	59.262	1:48.527	1:02.986	109.3	3:50.775								
2	3	3:31.447	59.837	1:38.290	53.320	119.2	7:22.222								
3	1	5:28.258	2:53.864	1:39.872	54.522	76.8	12:50.480								
4	1	3:32.335	1:00.761	1:36.738	54.836	118.7	16:22.815								
5	2	5:42.774	3:19.635	1:31.410	51.729	73.6	22:05.589								
6	2	3:19.516	57.282	1:30.498	51.736	126.4	25:25.105								
7	2	3:16.647	57.466	1:28.924	50.257	128.2	28:41.752								
8	2	3:24.458	57.287	1:28.194	58.977	123.3	32:06.210								
9	2	3:13.663	56.715	1:27.579	49.369	130.2	35:19.873								
10	2	3:15.453	57.322	1:28.850	49.281	129.0	38:35.326								
11	2	3:10.920	56.078	1:25.730	49.112	132.1	41:46.246								
12	2	3:19.278	56.531	1:30.488	52.259	126.5	45:05.524								
31 MSTC BMW Clubsport 5 1. Kobe CLAES 2. Ricardo TEIXEIRA															
1	1	4:51.012	2:12.329	1:36.755	1:01.928	86.6	4:51.012								
2	1	3:25.510	1:01.981	1:32.128	51.401	122.7	8:16.522								
3	1	3:17.767	57.716	1:29.185	50.866	127.5	11:34.289								
4	1	3:16.277	56.858	1:28.919	50.500	128.5	14:50.566								
5	1	6:24.440	3:48.295	1:40.939	55.206	65.6	21:15.006								
6	1	3:19.781	58.377	1:28.887	52.517	126.2	24:34.787								
7	1	3:18.126	58.655	1:28.383	51.088	127.3	27:52.913								
8	1	3:17.082	57.481	1:28.422	51.179	127.9	31:09.995								
9	1	3:24.792	57.810	1:32.914	54.068	123.1	34:34.787								
10	1	3:22.328	58.097	1:29.336	54.895	124.6	37:57.115								
11	1	7:38.986	5:06.225	1:36.329	56.432	54.9	45:36.101								
32 Beliën Motorsport BMW 120D 4 1. Patrick BELIËN 2. Dimitri CUYVERS															
1	1	4:06.387	1:40.674	1:34.764	50.949	102.3	4:06.387								
2	1	3:08.807	53.092	1:27.396	48.319	133.5	7:15.194								
3	1	3:05.210	51.912	1:25.806	47.492	136.1	10:20.404								
4	1	3:18.976 B	52.725	1:27.461	58.790	126.7	13:39.380								
5	2	5:30.295	3:17.898	1:25.318	47.079	76.3	19:09.675								
6	2	3:04.320	51.989	1:24.575	47.756	136.8	22:13.995								
7	2	3:02.379	51.495	1:24.552	46.332	138.3	25:16.374								
8	2	3:01.138	51.283	1:23.412	46.443	139.2	28:17.512								
9	2	5:48.576	3:32.745	1:29.119	46.712	72.3	34:06.088								
10	2	2:58.467	52.309	1:21.722	44.436	141.3	37:04.555								
11	2	2:53.279	50.018	1:19.031	44.230	145.5	39:57.834								
12	2	3:16.584 B	49.592	1:18.029	1:08.963	128.3	43:14.418								
33 Speedlover Porsche 991 1. Pierre-Yves PAQUE 2. Gregory PAISSE															
1	1	3:06.941	50.095	1:29.866	46.980	134.9	3:06.941								
2	1	2:54.419	48.188	1:22.011	44.220	144.6	6:01.360								
3	1	2:55.057	47.706	1:22.920	44.431	144.0	8:56.417								
4	1	2:58.731	48.393	1:24.224	46.114	141.1	11:55.148								
5	2	16:44.131	...	1:22.757	43.621	25.1	28:39.279								
6	2	2:45.495	45.749	1:17.877	41.869	152.4	31:24.774								
7	2	2:47.289	45.642	1:19.199	42.448	150.7	34:12.063								
8	2	2:47.098	45.964	1:18.391	42.743	150.9	36:59.161								
9	2	2:46.140	45.519	1:18.731	41.890	151.8	39:45.301								
10	2	2:46.662	45.446	1:19.106	42.110	151.3	42:31.963								
11	2	2:48.406	45.532	1:19.452	43.422	149.7	45:20.369								
34 VR / Qvick Racing BMW M235i Cup 3 1. Erik QVICK 2. Tom VAN ROMPUY															
1	1	3:08.254	48.928	1:29.599	49.727	133.9	3:08.254								
2	1	3:01.017	51.378	1:22.832	46.807	139.3	6:09.271								
3	1	2:59.527	50.884	1:22.481	46.162	140.4	9:08.798								
4	1	2:59.707	50.836	1:22.290	46.581	140.3	12:08.505								
5	1	3:01.463	50.840	1:23.927	46.696	138.9	15:09.968								
6	1	2:59.258	50.439	1:22.840	45.979	140.7	18:09.226								
7	1	2:59.430	50.283	1:22.675	46.472	140.5	21:08.656								
8	2	7:34.155	5:20.033	1:25.699	48.423	55.5	28:42.811								
9	2	3:01.244	51.458	1:22.871	46.915	139.1	31:44.055								
10	2	3:00.541	50.592	1:23.597	46.352	139.7	34:44.596								
11	2	3:10.450 B	50.359	1:23.503	56.588	132.4	37:55.046								
12	2	4:19.990	2:13.926	1:20.511	45.553	97.0	42:15.036								
13	2	2:57.131	51.531	1:20.318	45.282	142.3	45:12.167								
44 Euroracing BMW M3 4 1. Christophe PAMPEL 2. Maxim PAMPEL															
1	1	3:54.432	1:17.412	1:43.195	53.825	107.6	3:54.432								
2	1	3:20.108	57.214	1:32.264	50.630	126.0	7:14.540								
3	1	3:14.327	54.784	1:30.468	49.075	129.8	10:28.867								
4	1	3:09.634	51.934	1:29.100	48.600	133.0	13:38.501								
5	1	3:08.339	51.836	1:28.469	48.034	133.9	16:46.840								
6	1	3:04.157	51.667	1:25.891	46.599	136.9	19:50.997								
7	1	6:23.047	4:07.508	1:27.994	47.545	65.8	26:14.044								
8	1	3:04.059	50.675	1:25.865	47.519	137.0	29:18.103								
9	2	4:52.509	2:40.301	1:25.520	46.688	86.2	34:10.612								
10	2	3:03.657	52.193	1:24.820	46.644	137.3	37:14.269								
11	2	2:59.826	50.927	1:23.711	45.188	140.2	40:14.095								
12	2	2:58.233	49.451	1:23.289	45.493	141.5	43:12.328								
13	2	2:56.096	49.644	1:21.468	44.984	143.2	46:08.424								
45 BMW Clubsport 5 1. Krijn HORSTHUIS 2. Jos JORDENS															
1	1	4:49.414	2:04.366	1:43.245	1:01.803	87.1	4:49.414								
2	1	3:36.132	1:01.800	1:38.239	56.093	116.7	8:25.546								
3	1	3:29.623	1:00.104	1:35.525	53.994	120.3	11:55.169								
4	1	6:52.808	4:14.961	1:41.863	55.984	61.1	18:47.977								
5	1	3:32.110	1:01.298	1:36.609	54.203	118.9	22:20.087								
6	1	5:51.398	3:18.820	1:37.891	54.687	71.8	28:11.485								
7	1	3:27.370	1:00.099	1:32.786	54.485	121.6	31:38.855								





BELCAR ENDURANCE CHAMPIONSHIP


SPA EURO RACE

QUALIFYING

Analysis

								■ Personal Best ■ Session Best ■ Crossing the finish line in pit lane							
Lap	D	Time	Sector 1	Sector 2	Sector 3	Kph	Elapsed	Lap	D	Time	Sector 1	Sector 2	Sector 3	Kph	Elapsed
50 Convents BMW Clubsport															
			1. Davy CONVENTS		3. Steve RAYMAKERS						5				
			2. Vincent CONVENTS												
1	3	4:50.053	2:10.319	1:37.900	1:01.834	86.9	4:50.053								
2	3	3:30.694	1:02.089	1:36.259	52.346	119.7	8:20.747								
3	3	3:20.523	59.453	1:29.306	51.764	125.7	11:41.270								
4	3	3:19.152	58.391	1:29.828	50.933	126.6	15:00.422								
5	1	5:41.262	3:11.439	1:36.939	52.884	73.9	20:41.684								
6	1	3:27.321	1:02.893	1:32.508	51.920	121.6	24:09.005								
7	1	3:22.325	58.212	1:31.148	52.965	124.6	27:31.330								
8	2	4:46.262	2:27.322	1:28.308	50.632	88.1	32:17.592								
9	2	3:10.649	55.787	1:25.664	49.198	132.3	35:28.241								
10	2	3:09.057	55.039	1:25.558	48.460	133.4	38:37.298								
11	2	3:08.123	55.260	1:24.315	48.548	134.0	41:45.421								
12	2	4:25.663	2:00.983	1:30.714	53.966	94.9	46:11.084								
95 Racing Adventures Focus V8															
			1. Raphaël VAN DER STRATEN		3. José CLOSE						1				
			2. Thierry DE LATRE DU BOSQUEA												
1	2	3:28.905	1:09.306	1:31.672	47.927	120.7	3:28.905								
2	2	2:59.967	49.247	1:24.891	45.829	140.1	6:28.872								
3	2	2:55.309	48.352	1:23.056	43.901	143.8	9:24.181								
4	2	2:52.805	47.465	1:21.632	43.708	145.9	12:16.986								
5	2	2:52.066	47.427	1:20.639	44.000	146.5	15:09.052								
6	2	2:52.717	47.923	1:20.831	43.963	146.0	18:01.769								
7	2	2:52.667	47.428	1:21.718	43.521	146.0	20:54.436								
8	1	5:09.450	2:57.667	1:27.275	44.508	81.5	26:03.886								
9	1	2:57.810	48.472	1:23.001	46.337	141.8	29:01.696								
10	1	2:57.654	48.040	1:24.350	45.264	141.9	31:59.350								
11	1	2:54.358	47.828	1:22.432	44.098	144.6	34:53.708								
12	1	2:53.332	47.381	1:21.491	44.460	145.5	37:47.040								
13	3	4:54.753	2:46.940	1:24.397	43.416	85.5	42:41.793								
14	3	2:50.519	46.814	1:19.649	44.056	147.9	45:32.312								
142 VR / Qvick Racing BMW M235i Cup															
			1. John RASSE		2. Niels LAGRANGE						3				
1	2	3:29.847	1:10.823	1:30.650	48.374	120.2	3:29.847								
2	2	2:59.992	51.260	1:22.474	46.258	140.1	6:29.839								
3	2	2:58.462	50.723	1:22.000	45.739	141.3	9:28.301								
4	2	2:59.683	50.622	1:22.983	46.078	140.3	12:27.984								
5	2	2:59.149	50.334	1:22.739	46.076	140.7	15:27.133								
6	2	2:59.640	50.429	1:23.181	46.030	140.4	18:26.773								
7	2	3:01.488	50.371	1:24.365	46.752	138.9	21:28.261								
8	1	5:05.209	2:53.208	1:25.269	46.732	82.6	26:33.470								
9	1	3:02.109	51.813	1:24.537	45.759	138.5	29:35.579								
10	1	3:00.303	50.701	1:23.185	46.417	139.8	32:35.882								
11	1	2:59.704	50.974	1:22.654	46.076	140.3	35:35.586								
12	1	7:00.316	4:54.113	1:21.176	45.027	60.0	42:35.902								
13	1	2:55.298	49.484	1:19.710	46.104	143.8	45:31.200								
148 QSR Racing BMW M235i Cup															
			1. Jeffrey VAN HOOYDONK		2. Rodrigue GILLION						3				
1	1	4:36.347	1:55.531	1:45.157	55.659	91.2	4:36.347								
2	1	3:23.845	57.048	1:34.036	52.761	123.7	8:00.192								
3	1	3:17.430	54.510	1:32.797	50.123	127.7	11:17.622								
4	1	3:12.941	54.236	1:29.445	49.260	130.7	14:30.563								
5	1	4:52.749	2:26.945	1:33.893	51.911	86.1	19:23.312								
6	1	3:08.490	53.129	1:27.244	48.117	133.8	22:31.802								
7	1	3:08.279	52.934	1:27.422	47.923	133.9	25:40.081								
8	2	6:20.876	4:01.438	1:29.089	50.349	66.2	32:00.957								
9	2	3:08.794	53.183	1:27.049	48.562	133.6	35:09.751								
57 QSR Racing BMW Clubsport															
			1. Jimmy DE BREUCKER		2. Bart VAN HAEREN						5				
1	2	4:45.627	2:03.410	1:43.359	58.858	88.3	4:45.627								
2	2	3:18.773	58.042	1:29.033	51.698	126.8	8:04.400								
3	2	3:14.277	56.523	1:27.676	50.078	129.8	11:18.677								
4	2	3:13.535	55.999	1:27.486	50.050	130.3	14:32.212								
5	2	3:14.604	56.864	1:27.466	50.274	129.6	17:46.816								
6	2	3:16.284	57.441	1:28.129	50.714	128.5	21:03.100								
7	2	3:14.580	56.781	1:28.019	49.780	129.6	24:17.680								
8	2	3:14.369	56.309	1:27.807	50.253	129.7	27:32.049								
9	2	7:00.324	4:38.385	1:31.642	50.297	60.0	34:32.373								
10	2	3:10.472	56.712	1:25.869	47.891	132.4	37:42.845								
11	2	3:08.372	55.067	1:25.783	47.522	133.9	40:51.217								
12	2	3:03.983	54.327	1:22.498	47.158	137.0	43:55.200								
13	2	3:03.459	54.074	1:22.989	46.396	137.4	46:58.659								
58 GD Sport BMW Clubsport															
			1. Luigi DONNIACUO		3. Lorenzo DONNIACUO						5				
			2. Giovanni DONNIACUO												
1	2	3:46.523	1:12.450	1:39.346	54.727	111.3	3:46.523								
2	2	3:25.197	59.784	1:31.438	53.975	122.9	7:11.720								
3	2	3:23.875	58.771	1:29.995	55.109	123.7	10:35.595								
4	1	5:41.568	3:13.297	1:34.170	54.101	73.8	16:17.163								
5	1	3:20.959	58.166	1:30.594	52.199	125.5	19:38.122								
6	1	3:17.309	57.165	1:28.838	51.306	127.8	22:55.431								
7	1	3:16.102	55.920	1:29.782	50.400	128.6	26:11.533								
8	3	5:33.931	2:57.281	1:30.342	1:06.308	75.5	31:45.464								
9	3	3:08.381	53.542	1:26.473	48.366	133.8	34:53.845								
10	3	7:27.470	5:05.958	1:28.997	52.515	56.3	42:21.315								
11	3	3:05.379	54.271	1:24.540	46.568	136.0	45:26.694								
69 Skylimit Yokohama Race Team BMW E90 325i															
			1. Nicolas HERMANS		3. Markus PALTTALA						5				
			2. Jo LAMMENS												
1	1	4:05.877	1:29.878	1:40.795	55.204	102.5	4:05.877								
2	1	3:31.545	1:02.238	1:34.591	54.716	119.2	7:37.422								
3	1	3:25.971	1:00.846	1:32.395	52.730	122.4	11:03.393								





BELCAR ENDURANCE CHAMPIONSHIP

SPA EURO RACE


QUALIFYING

Analysis

■ Personal Best
 ■ Session Best
 ■ Crossing the finish line in pit lane

Lap	D	Time	Sector 1	Sector 2	Sector 3	Kph	Elapsed	Lap	D	Time	Sector 1	Sector 2	Sector 3	Kph	Elapsed
235 Team Dejonckheere by Red Ant Racing BMW M235i Cup 3 1. Bert REDANT 2. Pieter VANNESTE								10	1	3:06.642	52.209	1:24.180	50.253	135.1	31:56.482
1	1	4:08.101	1:50.836	1:28.975	48.290	101.6	4:08.101	11	1	4:48.413	2:39.943	1:22.307	46.163	87.4	36:44.895
2	1	3:04.931	51.902	1:25.919	47.110	136.3	7:13.032	12	1	2:58.546	51.605	1:21.129	45.812	141.2	39:43.441
3	1	3:01.007	50.802	1:23.509	46.696	139.3	10:14.039	13	1	2:59.605	51.328	1:21.899	46.378	140.4	42:43.046
4	1	3:02.644	51.368	1:24.448	46.828	138.1	13:16.683	14	1	2:58.023	51.069	1:20.954	46.000	141.6	45:41.069
5	2	5:28.354	3:15.245	1:24.347	48.762	76.8	18:45.037								
6	2	3:01.565	51.239	1:23.539	46.787	138.9	21:46.602								
7	2	3:01.655	50.990	1:23.758	46.907	138.8	24:48.257								
8	1	11:01.579	8:21.854	1:44.376	55.349	38.1	35:49.836								
9	1	3:15.540	55.709	1:31.039	48.792	128.9	39:05.376								
10	1	3:08.674	53.719	1:28.399	46.556	133.6	42:14.050								
11	1	3:05.979	54.158	1:25.803	46.018	135.6	45:20.029								
236 Team Smartoys by Red Ant Racing BMW M235i Cup 3 1. Conrad TUYTTE 2. Michiel VERHAEREN								1	2	4:22.325	1:52.885	1:38.084	51.356	96.1	4:22.325
2	2	3:09.334	53.718	1:27.353	48.263	133.2	7:31.659	2	1	3:26.228	1:00.904	1:34.135	51.189	122.3	8:21.100
3	2	3:04.466	51.482	1:25.454	47.530	136.7	10:36.125	3	1	3:08.580	53.119	1:26.769	48.692	133.7	11:29.680
4	1	6:02.299	3:44.242	1:29.063	48.994	69.6	16:38.424	4	1	3:07.100	52.332	1:25.884	48.884	134.8	14:36.780
5	1	3:06.489	52.835	1:26.148	47.506	135.2	19:44.913	5	1	4:49.049	2:31.613	1:29.026	48.410	87.2	19:25.829
6	1	3:07.925	52.462	1:26.826	48.637	134.2	22:52.838	6	1	3:13.810	54.700	1:28.339	50.771	130.1	22:39.639
7	1	3:04.010	51.945	1:24.904	47.161	137.0	25:56.848	7	1	3:03.324	51.600	1:23.693	48.031	137.5	25:42.963
8	1	13:02.315	...	1:41.180	53.105	32.2	38:59.163	8	1	3:03.056	51.510	1:24.109	47.437	137.7	28:46.019
9	1	3:18.144	55.706	1:32.274	50.164	127.3	42:17.307	9	1	8:44.436	6:31.134	1:25.680	47.622	48.1	37:30.455
10	1	3:14.927	53.943	1:30.189	50.795	129.4	45:32.234	10	1	3:00.472	51.383	1:23.079	46.010	139.7	40:30.927
								11	1	3:01.594	50.835	1:22.666	48.093	138.8	43:32.521
240 Tyreset - PK Racing BMW M235i Cup 3 1. Guillaume DUMAREY								1	1	4:16.063	1:44.378	1:38.022	53.663	98.5	4:16.063
2	1	3:00.672	51.183	1:22.732	46.757	139.6	6:42.965	2	1	3:16.171	57.686	1:29.054	49.431	128.5	7:32.234
3	1	3:00.223	50.675	1:23.102	46.446	139.9	9:43.188	3	1	3:06.742	53.253	1:26.102	47.387	135.0	10:38.976
4	1	3:00.338	50.777	1:22.638	46.923	139.8	12:43.526	4	1	4:37.167	2:25.986	1:23.563	47.618	91.0	15:16.143
5	1	2:59.828	50.615	1:22.608	46.605	140.2	15:43.354	5	1	3:01.133	51.356	1:23.129	46.648	139.2	18:17.276
6	1	3:01.692	50.348	1:22.997	48.347	138.8	18:45.046	6	1	3:00.821	50.834	1:23.673	46.314	139.4	21:18.097
7	1	2:58.969	50.639	1:22.419	45.911	140.9	21:44.015	7	1	3:00.911	51.467	1:22.866	46.578	139.4	24:19.008
8	1	2:59.300	50.332	1:22.999	45.969	140.6	24:43.315	8	2	4:43.474	2:30.489	1:26.397	46.588	88.9	29:02.482
9	1	5:30.482	2:56.579	1:33.984	59.919	76.3	30:13.797	9	2	3:00.981	51.740	1:22.790	46.451	139.3	32:03.463
10	1	2:56.513	50.327	1:21.257	44.929	142.8	33:10.310	10	2	2:58.679	50.551	1:22.007	46.121	141.1	35:02.142
11	1	2:56.658	50.547	1:21.197	44.914	142.7	36:06.968	11	2	2:56.864	50.477	1:21.606	44.781	142.6	37:59.006
12	1	5:31.408	3:22.282	1:22.179	46.947	76.1	41:38.376	12	2	3:01.380	50.050	1:25.518	45.812	139.0	41:00.386
13	1	2:53.292	50.184	1:18.864	44.244	145.5	44:31.668	13	2	2:57.587	49.697	1:22.253	45.637	142.0	43:57.973
14	1	2:54.203	49.684	1:19.458	45.061	144.7	47:25.871	14	2	3:22.404	1:00.916	1:28.956	52.532	124.6	47:20.377
241 Sorg Rennsport BMW M235i Cup 3 1. Ace ROBY								1	2	4:20.835	1:52.458	1:36.077	52.300	96.7	4:20.835
2	1	3:10.685	53.381	1:28.579	48.725	132.2	7:16.690	2	2	3:12.194	55.381	1:28.398	48.415	131.2	7:33.029
3	1	3:08.788	53.469	1:26.497	48.822	133.6	10:25.478	3	2	3:05.014	52.361	1:25.435	47.218	136.3	10:38.043
4	1	3:04.598	52.248	1:24.375	47.975	136.6	13:30.076	4	2	3:03.849	51.717	1:24.585	47.547	137.1	13:41.892
5	1	3:07.659	53.948	1:25.847	47.864	134.4	16:37.735	5	1	5:34.027	3:18.476	1:27.612	47.939	75.5	19:15.919
6	1	3:02.685	51.917	1:23.955	46.813	138.0	19:40.420	6	1	3:03.829	51.569	1:24.374	47.886	137.2	22:19.748
7	1	3:04.875	53.640	1:23.558	47.677	136.4	22:45.295	7	1	3:00.264	50.602	1:23.174	46.488	139.9	25:20.012
8	1	3:02.451	51.954	1:23.491	47.006	138.2	25:47.746	8	1	2:58.079	50.451	1:22.131	45.497	141.6	28:18.091
9	1	3:02.094	52.104	1:22.833	47.157	138.5	28:49.840	9	1	2:58.864	50.835	1:22.132	45.897	141.0	31:16.955
								10	1	2:57.658	50.533	1:21.570	45.555	141.9	34:14.613
								11	1	3:01.549	52.380	1:22.979	46.190	138.9	37:16.162
								12	1	2:56.406	49.450	1:21.643	45.313	142.9	40:12.568
								13	1	2:57.606	50.333	1:20.924	46.349	142.0	43:10.174
								14	1	2:55.282	49.732	1:20.454	45.096	143.8	46:05.456
248 Captain Racing BMW M235i Cup 3 1. Nicolas OTTO 2. Jørg OTTO								1	2	4:20.835	1:52.458	1:36.077	52.300	96.7	4:20.835
2	2	3:12.194	55.381	1:28.398	48.415	131.2	7:33.029	2	2	3:05.014	52.361	1:25.435	47.218	136.3	10:38.043
3	2	3:05.014	52.361	1:25.435	47.218	136.3	13:43.057	3	2	3:03.849	51.717	1:24.585	47.547	137.1	16:51.902
4	2	3:03.849	51.717	1:24.585	47.547	137.1	20:00.751	4	1	5:34.027	3:18.476	1:27.612	47.939	75.5	19:15.919
5	1	5:34.027	3:18.476	1:27.612	47.939	75.5	25:30.938	5	1	3:03.829	51.569	1:24.374	47.886	137.2	22:19.748
6	1	3:03.829	51.569	1:24.374	47.886	137.2	25:25.987	6	1	3:00.264	50.602	1:23.174	46.488	139.9	28:26.012
7	1	3:00.264	50.602	1:23.174	46.488	139.9	31:26.281	7	1	2:58.079	50.451	1:22.131	45.497	141.6	34:24.377
8	1	2:58.079	50.451	1:22.131	45.497	141.6	36:22.656	8	1	2:58.864	50.835	1:22.132	45.897	141.0	37:21.550
9	1	2:58.864	50.835	1:22.132	45.897	141.0	40:20.406	9	1	2:57.658	50.533	1:21.570	45.555	141.9	43:18.169
10	1	2:57.658	50.533	1:21.570	45.555	141.9	46:15.828	10	1	3:01.549	52.380	1:22.979	46.190	138.9	49:17.377
11	1	3:01.549	52.380	1:22.979	46.190	138.9	52:19.326	11	1	2:56.406	49.450	1:21.643	45.313	142.9	55:15.826
12	1	2:56.406	49.450	1:21.643	45.313	142.9	58:12.232	12	1	2:57.606	50.333	1:20.924	46.349	142.0	61:10.174
13	1	2:57.606	50.333	1:20.924	46.349	142.0	64:07.880	13	1	2:55.282	49.732	1:20.454	45.096	143.8	67:03.166
14	1	2:55.282	49.732	1:20.454	45.096	143.8	73:58.642	14	1	3:02.094	52.104	1:22.833	47.157	138.5	77:01.308
249 Egeland Motorsport BMW M235i Cup 3 1. Roy EDLAND 2. Frode EGELAND															






BELCAR ENDURANCE CHAMPIONSHIP

SPA EURO RACE

QUALIFYING

Analysis

								■ Personal Best ■ Session Best ■ Crossing the finish line in pit lane							
Lap	D	Time	Sector 1	Sector 2	Sector 3	Kph	Elapsed	Lap	D	Time	Sector 1	Sector 2	Sector 3	Kph	Elapsed
333 Speedlover								Porsche 997							
1. Jean-Pierre VERHOEVEN								1							
1	1	4:15.030	1:39.346	1:39.053	56.631	98.9	4:15.030	1	1	5:23.152	2:40.253	1:50.667	52.232	78.0	5:23.152
2	1	3:12.220	56.396	1:28.853	46.971	131.2	7:27.250	2	1	2:50.416	47.630	1:18.803	43.983	148.0	8:13.568
3	1	3:03.056	51.335	1:23.679	48.042	137.7	10:30.306	3	1	2:50.225	45.922	1:20.618	43.685	148.1	11:03.793
4	1	3:02.007	50.909	1:24.856	46.242	138.5	13:32.313	4	1	2:47.990	46.077	1:18.549	43.364	150.1	13:51.783
5	1	3:02.097	51.542	1:24.387	46.168	138.5	16:34.410	5	1	2:55.861	46.572	1:21.973	47.316	143.4	16:47.644
6	2	4:58.467	2:47.026	1:24.535	46.906	84.5	21:32.877	6	1	18:20.299	...	1:22.803	42.392	22.9	35:07.943
7	2	3:02.257	52.835	1:22.704	46.718	138.3	24:35.134	7	1	2:44.882	45.467	1:17.451	41.964	152.9	37:52.825
8	2	3:00.164	51.094	1:22.747	46.323	140.0	27:35.298	8	1	3:03.933	45.789	1:25.797	52.347	137.1	40:56.758
9	2	3:01.185	50.983	1:22.675	47.527	139.2	30:36.483	9	1	3:05.707	45.756	1:20.683	59.268	135.8	44:02.465
10	2	7:04.175	4:46.885	1:29.455	47.835	59.4	37:40.658								
11	2	3:00.743	52.186	1:23.276	45.281	139.5	40:41.401								
12	2	2:59.001	50.499	1:23.679	44.823	140.9	43:40.402								
13	2	2:54.718	50.168	1:19.227	45.323	144.3	46:35.120								
257 QSR Racing								BMW Clubsport							
1. Tim MICHELS								5							
2. Luc JANSSENS															
1	1	4:49.042	2:01.384	1:44.779	1:02.879	87.2	4:49.042	1	1	4:14.651	1:33.353	1:42.314	58.984	99.0	4:14.651
2	1	3:39.035	1:08.666	1:34.915	55.454	115.1	8:28.077	2	1	3:37.510	1:04.556	1:36.439	56.515	115.9	7:52.161
3	1	3:29.113	1:00.615	1:33.127	55.371	120.6	11:57.190	3	1	3:34.240	1:02.632	1:36.387	55.221	117.7	11:26.401
4	1	3:28.282	1:01.174	1:32.714	54.394	121.1	15:25.472	4	1	3:33.135	1:01.927	1:34.519	56.689	118.3	14:59.536
5	1	3:26.922	1:00.800	1:32.189	53.933	121.9	18:52.394	5	1	3:29.340	1:00.596	1:33.736	55.008	120.4	18:28.876
6	1	3:30.112	59.014	1:35.017	56.081	120.0	22:22.506	6	1	5:18.276	2:47.953	1:35.753	54.570	79.2	23:47.152
7	1	7:25.328	5:00.035	1:33.235	52.058	56.6	29:47.834	7	1	3:21.562	59.637	1:29.740	52.185	125.1	27:08.714
8	1	3:20.490	59.077	1:30.042	51.371	125.8	33:08.324	8	1	3:20.885	57.802	1:29.796	53.287	125.5	30:29.599
9	1	3:14.657	56.293	1:27.981	50.383	129.5	36:22.981	9	1	3:16.904	57.273	1:28.829	50.802	128.1	33:46.503
10	1	3:12.404	55.974	1:26.711	49.719	131.0	39:35.385	10	1	4:47.248	2:14.125	1:36.818	56.305	87.8	38:33.751
								11	1	3:24.822	59.729	1:30.947	54.146	123.1	41:58.573
								12	1	3:17.895	58.457	1:28.671	50.767	127.4	45:16.468
311 JR Motorsport								BMW M3							
1. Ward SLUYS								4							
2. Pieter VAN SOELEN															
1	1	4:19.493	1:46.673	1:41.161	51.659	97.2	4:19.493	1	1	4:03.442	1:40.225	1:33.002	50.215	103.6	4:03.442
2	1	3:03.756	51.228	1:25.522	47.006	137.2	7:23.249	2	1	3:03.148	51.603	1:24.201	47.344	137.7	7:06.590
3	1	3:01.360	49.373	1:25.402	46.585	139.0	10:24.609	3	1	2:57.014	50.445	1:21.939	44.630	142.4	10:03.604
4	1	2:58.646	49.492	1:22.995	46.159	141.1	13:23.255	4	1	3:00.604	49.521	1:23.003	48.080	139.6	13:04.208
5	1	2:59.783	49.760	1:23.331	46.692	140.2	16:23.038	5	2	5:27.186	3:09.816	1:30.018	47.352	77.1	18:31.394
6	1	2:58.949	49.205	1:22.535	47.209	140.9	19:21.987	6	2	3:02.725	52.656	1:24.603	45.466	138.0	21:34.119
7	1	2:56.573	49.015	1:21.484	46.074	142.8	22:18.560	7	2	2:57.150	50.430	1:21.455	45.265	142.3	24:31.269
8	1	2:53.658	48.342	1:21.228	44.088	145.2	25:12.218	8	2	2:57.297	50.386	1:21.510	45.401	142.2	27:28.566
9	1	9:46.424	7:33.932	1:28.252	44.240	43.0	34:58.642	9	3	4:55.705	2:52.932	1:19.397	43.376	85.3	32:24.271
10	1	2:49.968	47.326	1:19.603	43.039	148.3	37:48.610	10	3	2:48.886	47.042	1:18.988	42.856	149.3	35:13.157
11	1	2:49.787	47.316	1:19.130	43.341	148.5	40:38.397	11	3	2:47.281	47.083	1:17.056	43.142	150.7	38:00.438
12	1	2:49.330	47.530	1:18.641	43.159	148.9	43:27.727	12	3	2:44.789	46.770	1:15.599	42.420	153.0	40:45.227
13	1	2:48.736	46.923	1:18.861	42.952	149.4	46:16.463	13	3	3:00.957 B	46.477	1:17.344	57.136	139.3	43:46.184
325 DZ Competition								BMW Clubsport							
1. Bernard CLAES								5							
2. Benoit PHILIPS															
1	2	5:19.728	2:45.778	1:38.092	55.858	78.9	5:19.728	1	1	3:23.647 B	58.602	1:27.103	57.942	123.8	3:23.647
2	2	3:19.612	59.658	1:28.298	51.656	126.3	8:39.340	2	1	4:16.370	2:10.448	1:21.406	44.516	98.4	7:40.017
3	2	4:49.201	2:28.129	1:29.126	51.946	87.2	13:28.541	3	1	2:52.461	48.502	1:19.472	44.487	146.2	10:32.478
4	2	3:17.345	57.160	1:29.375	50.810	127.8	16:45.886	4	1	2:51.415	48.391	1:18.594	44.430	147.1	13:23.893
5	2	3:15.196	57.032	1:27.631	50.533	129.2	20:01.082	5	1	2:49.968	47.460	1:18.383	44.125	148.3	16:13.861
6	1	11:32.076	9:08.820	1:28.946	54.310	36.4	31:33.158	6	1	2:49.418	46.939	1:19.565	42.914	148.8	19:03.279
7	1	8:10.295	5:52.307	1:28.689	49.299	51.4	39:43.453	7	3	7:00.944	5:01.510	1:17.419	42.015	59.9	26:04.223
8	1	3:09.776	56.336	1:25.590	47.850	132.9	42:53.229	8	3	2:42.212	47.584	1:13.961	40.667	155.4	28:46.435
9	1	3:08.438	55.905	1:25.210	47.323	133.8	46:01.667	9	3	2:40.393	46.148	1:13.410	40.835	157.2	31:26.828
								10	3	2:39.683	44.711	1:14.916	40.056	157.9	34:06.511
412 VGL Racing								Saker RAPX							
1. Ronald THIENPONT								3							
2. Luc BRANCKAERTS															
1	1	4:03.442	1:40.225	1:33.002	50.215	103.6	4:03.442	1	1	3:03.148	51.603	1:24.201	47.344	137.7	7:06.590
2	1	3:03.148	51.603	1:24.201	47.344	137.7	7:06.590	2	1	2:57.014	50.445	1:21.939	44.630	142.4	10:03.604
3	1	2:57.014	50.445	1:21.939	44.630	142.4	10:03.604	3	1	3:00.604	49.521	1:23.003	48.080	139.6	13:04.208
4	1	3:00.604	49.521	1:23.003	48.080	139.6	13:04.208	4	1	5:27.186	3:09.816	1:30.018	47.352	77.1	18:31.394
5	2	5:27.186	3:09.816	1:30.018	47.352	77.1	18:31.394	5	2	3:02.725	52.656	1:24.603	45.466	138.0	21:34.119
6	2	3:02.725	52.656	1:24.603	45.466	138.0	21:34.119	6	2	2:57.150	50.430	1:21.455	45.265	142.3	24:31.269
7	2	2:57.150	50.430	1:21.455	45.265	142.3	24:31.269	7	2	2:57.297	50.386	1:21.510	45.401	142.2	27:28.566
8	2	2:57.297	50.386	1:21.510	45.401	142.2	27:28.566	8	2	4:55.705	2:52.932	1:19.397	43.376	85.3	32:24.271
9	3	4:55.705	2:52.932	1:19.397	43.376	85.3	32:24.271	9	3	2:48.886	47.042	1:18.988	42.856	149.3	35:13.157
10	3	2:48.886	47.042	1:18.988	42.856	149.3	35:13.157	10	3	2:47.281	47.083	1:17.056	43.142	150.7	38:00.438
11	3	2:47.281	47.083	1:17.056	43.142	150.7	38:00.438	11	3	2:44.789	46.770	1:15.599	42.420	153.0	40:45.227
12	3	2:44.789	46.770	1:15.599	42.420	153.0	40:45.227	12	3	3:00.957 B	46.477	1:17.344	57.136	139.3	43:46.184
13	3	3:00.957 B	46.477	1:17.344	57.136	139.3	43:46.184								
701 Deldiche Racing by JDC Events								Norma M20 FC							
1. Luc DE COCK								2							
3. Tim JOOSEN															
1	1	3:23.647 B	58.602	1:27.103	57.942	123.8	3:23.647	1	1	4:16.370	2:10.448	1:21.406	44.516	98.4	7:40.017
2	1	4:16.370	2:10.448	1:21.406	44.516	98.4	7:40.017	2	1	2:52.461	48.502	1:19.472	44.487	146.2	10:32.478
3	1	2:52.461	48.502	1:19.472	44.487	146.2	10:32.478	3	1	2:51.415	48.391	1:18.594	44.430	147.1	13:23.893
4	1	2:51.415	48.391	1:18.594	44.430	147.1	13:23.893	4	1	2:49.968	47.460	1:18.383	44.125	148.3	16:13.861
5	1	2:49.968	47.460	1:18.383	44.125	148.3	16:13.861	5	1	2:49.418	46.939	1:19.565	42.914	148.8	19:03.279
6	1	2:49.418	46.												



BELCAR ENDURANCE CHAMPIONSHIP

SPA EURO RACE

QUALIFYING


Analysis

■ Personal Best
 ■ Session Best
 ■ B Crossing the finish line in pit lane

Lap	D	Time	Sector 1	Sector 2	Sector 3	Kph	Elapsed	Lap	D	Time	Sector 1	Sector 2	Sector 3	Kph	Elapsed
11	3	2:44.744	44.775	1:15.702	44.267	153.1	36:51.255								
12	3	2:37.479	44.464	1:13.786	39.229	160.1	39:28.734								
13	1	5:44.789	3:43.926	1:18.763	42.100	73.1	45:13.523								

705	Mc Donald's Racing	Norma M20 FC
	1. David HOUTHOOFD	2
	2. François BOUILLON	

1	2	3:20.629	1:02.269	1:28.641	49.719	125.7	3:20.629
2	2	3:01.342	52.996	1:23.455	44.891	139.0	6:21.971
3	2	2:51.560	49.423	1:17.351	44.786	147.0	9:13.531
4	2	2:50.104	47.911	1:16.608	45.585	148.2	12:03.635
5	2	4:18.363	2:10.440	1:21.944	45.979	97.6	16:21.998
6	2	2:52.283	48.205	1:19.829	44.249	146.4	19:14.281
7	2	2:48.440	47.348	1:17.832	43.260	149.7	22:02.721
8	2	2:47.253	47.436	1:16.292	43.525	150.8	24:49.974
9	1	4:55.134	2:48.809	1:21.782	44.543	85.4	29:45.108
10	1	2:49.719	46.900	1:19.257	43.562	148.6	32:34.827
11	1	2:47.311	46.583	1:18.511	42.217	150.7	35:22.138
12	1	2:45.394	47.117	1:16.516	41.761	152.4	38:07.532
13	1	2:43.668	46.229	1:15.714	41.725	154.1	40:51.200
14	1	2:44.735	45.725	1:17.461	41.549	153.1	43:35.935
15	1	2:43.088	46.003	1:15.430	41.655	154.6	46:19.023



BELCAR ENDURANCE CHAMPIONSHIP
SPA EURO RACE
RACE (125')

Starting Grid


2:48.736	K BOGAERTS	JR Motorsport	311	- 23 -			
3:10.962	Krijn HORSTHUIS		45	- 22 -	19	van der Horst Motorsport	3:11.569 Steven DEWULF
3:16.277	Kobe CLAES	MSTC	31	- 21 -	335	CK Mechanics	3:16.904 Ken CEUPPENS
3:10.920	Eric SLIPHORST	Stichting Racing 4 Fun	27	- 20 -	257	QSR Racing	3:12.404 Tim MICHIELS
3:08.438	Bernard CLAES	DZ Competition	325	- 19 -	9	Yokohama Power Racing	3:10.098 Olivier HERMANS
3:08.279	Jeffrey VAN HOOYDONK	QSR Racing	148	- 18 -	14	Skylimit Yokohama Race Team	3:08.317 Davy SUFFELEERS
3:07.809	Nicolas HERMANS	Skylimit Yokohama Race Team	69	- 17 -	50	Convents	3:08.123 Davy CONVENTS
3:04.010	Conrad TUYTTE	Team Smartoys by Red Ant Racing	236	- 16 -	58	GD Sport	3:05.379 Luigi DONNIACUO
3:01.007	Bert REDANT	Team Dejonckheere by Red Ant Racing	235	- 15 -	57	QSR Racing	3:03.459 Jimmy DE BREUCKER
2:58.023	Ace ROBY	Sorg Rennsport	241	- 14 -	242	JJ Motorsport	3:00.472 Guido WERCKX
2:56.864	Peter BECKERS	MSE	245	- 13 -	34	VR / Qvick Racing	2:57.131 Erik QVICK
2:55.298	John RASSE	VR / Qvick Racing	142	- 12 -	44	Euroracing	2:56.096 Christophe PAMPPEL
2:55.282	Nicolas OTTO	Captain Racing	248	- 11 -	18	DVB Racing	2:55.287 Xavier MEZQUITA
2:54.718	Roy EDLAND	Egeland Motorsport	249	- 10 -	16	Vannerum Motorsport	2:55.131 Marc VANNERUM
2:53.279	Patrick BELIEN	Beliën Motorsport	32	- 9 -	240	Tyreset - PK Racing	2:53.292 Guillaume DUMAREY
2:51.223	Erik BRUYNOGHE	EMG Motorsport	22	- 8 -	20	Domec Racing	2:52.388 Jean-Marc Bourdouch
2:49.625	Rob VERHOEVEN	Hamofa Motorsport	15	- 7 -	95	Racing Adventures	2:50.519 Raphaël VAN DER STRATEN
2:46.917	Wim JEURIS	M-Racing	25	- 6 -	21	Comporex Racing by EMG Motorsport	2:48.724 Steve VANBELLINGEN
2:45.463	Philip DANIELS	Domec Racing	4	- 5 -	33	Speedlover	2:45.495 Pierre-Yves PAQUE
2:44.789	Ronald THIENPONT	VGL Racing	412	- 4 -	333	Speedlover	2:44.882 Jean-Pierre VERHOEVEN
2:43.088	David HOUTHOOFD	Mc Donald's Racing	705	- 3 -	3	Speedlover	2:44.242 Guy VERHEYEN
2:40.491	Frank THIERS	DVB Racing	2	- 2 -	8	Mext Racing	2:42.477 Koen WAUTERS
2:37.479	Luc DE COCK	Deldiche Racing by JDC Events	701	- 1 -	11	Bas Koeten Racing	2:40.487 Thomas PIESSENS

Pole

CAR 311 - BACK OF THE GRID DUE TO STEWARDS DECISION
 CAR 19 - BACK OF THE GRID DUE TO STEWARDS DECISION NR.3
 CAR 45 - BACK OF THE GRID DUE TO STEWARDS DECISION NR.4

Stewards:

Timekeeper:



BELCAR ENDURANCE CHAMPIONSHIP

SPA EURO RACE

RACE ((125'))

Final Classification

Drivers	Team	Vehicle	Class	Laps	Total Time	Gap	Kph	Best Lap		
								Lap	Time	Kph
1 701 Luc DE COCK/Tim JOOSEN	Deldiche Racing by JDC Events	Norma M20 FC	2	42	2:07:29.924	-	138.4	21	2:26.005	172.7
2 8 Koen WAUTERS/Xavier STEVENS/Kris WAUTERS	Mext Racing	Porsche 991	1	42	2:08:21.270	+51.346	137.5	22	2:32.815	165.0
3 2 Frank THIERS/Hans THIERS	DVB Racing	Ferrari 458 Challenge	1	42	2:08:23.855	+53.931	137.5	19	2:31.048	166.9
4 705 David HOUTHOOFD/François BOUILLON	Mc Donald's Racing	Norma M20 FC	2	41	2:07:43.775		134.9	23	2:28.816	169.4
5 11 Thomas PIESSENS/Sven VAN LAERE	Bas Koelen Racing	Wolf GB08	2	41	2:07:59.530		134.6	28	2:31.495	166.4
6 3 Guy VERHEYEN/Vincent DESPRIET	Speedlover	Porsche 991	1	41	2:08:15.776		134.3	22	2:32.791	165.0
7 33 Pierre-Yves PAQUE/Gregory PAISSE	Speedlover	Porsche 991	1	41	2:08:46.833		133.8	21	2:30.778	167.2
8 25 Wim JEURIS	M-Racing	Radical SR3 SL	2	40	2:08:00.916		131.3	27	2:40.842	156.8
9 311 Pieter VAN SOELEN/K BOGAERTS	JR Motorsport	BMW M3	4	40	2:08:47.535		130.5	24	2:38.838	158.7
10 15 Rob VERHOEVEN/Kris VERHOEVEN	Hamofa Motorsport	BMW M3 GTR	3	40	2:08:48.003		130.5	20	2:39.378	158.2
11 412 Ronald THENPONT/Luc BRANCAERTS/Danny WAGTMANS	VGL Racing	Saker R4PX	3	39	2:08:28.176		127.6	29	2:42.638	155.0
12 142 John RASSE/Niels LAGRANGE	VR / Qvick Racing	BMW M235i Cup	3	39	2:08:32.480		127.5	26	2:44.713	153.1
13 240 Guillaume DUMAREY	Tyreset - PK Racing	BMW M235i Cup	3	39	2:08:36.057		127.4	21	2:42.834	154.8
14 235 Bert REDANT/Pieter VANNESTE	Team Dejonckheere by Red Ant Racing	BMW M235i Cup	3	39	2:08:41.229		127.4	15	2:43.475	154.2
15 34 Erik QWICK/Tom VAN ROMPUY	VR / Qvick Racing	BMW M235i Cup	3	39	2:08:41.517		127.4	16	2:44.882	152.9
16 248 Nicolas OTTO/Jörg OTTO	Captain Racing	BMW M235i Cup	3	39	2:08:53.029		127.2	16	2:46.735	151.2
17 242 Guido WERCKX	JJ Motorsport	BMW M235i Cup	3	39	2:09:02.265		127.0	17	2:46.477	151.5
18 249 Roy EDLAND/Frode EGELAND	Egeland Motorsport	BMW M235i Cup	3	38	2:08:37.262		124.2	14	2:46.404	151.5
19 20 Jean-Marc Bourdouch/Marc Hallaert	Domec Racing	Radical RXC	3	38	2:08:51.700		123.9	20	2:46.680	151.3
20 241 Ace ROBY	Sorg Rennsport	BMW M235i Cup	3	38	2:08:52.524		123.9	19	2:48.614	149.5
21 236 Conrad TUYTTE/Michiel VERHAEGEN	Team Smartboys by Red Ant Racing	BMW M235i Cup	3	38	2:08:53.764		123.9	16	2:52.340	146.3
22 58 Luigi DONNACCIU/Giovanni DONNACCIU/Saverio DONNACCIU	GD Sport	BMW Clubsport	5	38	2:09:00.967		123.8	14	2:57.539	142.0
23 16 Marc VANNERUM/Johan VANNERUM/Jean-Luc BEHETS	Vannerum Motorsport	BMW M235i Cup	3	38	2:09:06.648		123.7	21	2:51.753	146.8
24 44 Christophe PAMPEL/Maxim PAMPEL	Euroracing	BMW M3	4	38	2:09:15.060		123.5	19	2:44.413	153.4
25 325 Bernard CLAES/Benoit PHILIPS	DZ Competition	BMW Clubsport	5	38	2:09:18.481		123.5	12	2:59.102	140.8
26 245 Peter BECKERS/Bart VAN SAMANG	MSE	BMW M235i Cup	3	38	2:09:41.262		123.1	22	2:51.891	146.7
27 57 Jimmy DE BREUCKER/Bart VAN HAEREN	QSR Racing	BMW Clubsport	5	37	2:08:57.605		120.6	24	2:58.988	140.9
28 31 Kobe CLAES/Ricardo TEIXEIRA	MSTC	BMW Clubsport	5	37	2:09:09.733		120.4	21	3:01.358	139.0
29 69 Nicolas HERMANS/Jo LAMMENS/Markus PALTALA	Skyfimit Yokohama Race Team	BMW E90 325i	5	37	2:09:11.538		120.4	25	2:59.589	140.4
30 148 Jeffrey VAN HOYDONK/Rodrigue GILLION	QSR Racing	BMW M235i Cup	3	37	2:09:22.194		120.2	24	2:42.906	154.8
31 14 Davy SUFFELEERS/Menno KUUS	Skyfimit Yokohama Race Team	Ford Mustang	4	36	2:08:46.105		117.5	13	2:53.135	145.6
32 9 Olivier HERMANS/Chris VAN WOENSEL	Yokohama Power Racing	Ford Mustang	4	36	2:08:46.673		117.5	25	2:52.120	146.5
33 50 Davy CONVENTS/Vincent CONVENTS/Steve RAYMAKERS	Convents	BMW Clubsport	5	36	2:09:18.785		117.0	23	3:03.565	137.4
34 27 Eric SLIPHORST/Carlo IZELAAR/Mick DE JONGE	Stichting Racing 4 Fun	BMW Clubsport	5	36	2:09:24.581		116.9	25	3:03.858	137.1
35 257 Tim MICHIELS/LUC JANSSENS	QSR Racing	BMW Clubsport	5	36	2:09:35.325		116.7	15	3:05.487	135.9
36 335 Ken CEUPPENS/Mark VAN DOORSLAER/Tom CEUPPENS	CK Mechanics	BMW Clubsport	5	36	2:09:49.370		116.5	15	3:02.844	137.9
37 21 Steve VANBELLINGEN/Wiebe WIJZES	Comparesse Racing by EMG Motorsport	BMW M3 GTR	4	34	2:09:48.285		110.1	13	2:39.940	157.6
38 45 Krijn HORSTHUIS/Jos JORDENS	BMW Clubsport	BMW Clubsport	5	31	2:09:47.049		100.4	18	3:08.829	133.5
39 4 Philip DANIELS/ GIAVEDONO	Domec Racing	Radical SR5	2	25	2:08:01.631		82.1	8	2:46.196	151.7

Not classified:


19 Steven DEWULF/Jeremy HESSELS	van der Horst Motorsport	BMW Clubsport	5	29	1:40:18.828			19	3:02.768	138.0
333 Jean-Pierre VERHOEVEN	Speedlover	Porsche 997	1	23	1:09:05.729			22	2:31.187	166.8
22 Erik BRUYNOGHE/Alain FRANSSSEN	EMG Motorsport	BMW M3 E46	4	22	1:11:04.196			20	2:38.178	159.4
18 Xavier MEZQUITA/Reiner WEISSHAUPT	DVB Racing	KTM X-Bow	3	19	1:25:33.592			9	2:52.230	146.4
32 Patrick BELIEN/Dimitri CUYVERS	Belien Motorsport	BMW 120D	4	1	4:43.512					
95 Raphael VAN DER STRATEN/Thierry DE LATRE DU BOSQ/José CLOSE	Racing Adventures / VDS	Focus V8	1							

Pole Position	L. DE COCK	2:37.479	
Fastest Lap	Lap 21 Tim JOOSEN	2:26.005	172.7 Kph

Published at:

Track Status: **WET**

Stewards:	Timekeeper:
------------------	--------------------



BELCAR ENDURANCE CHAMPIONSHIP

SPA EURO RACE

RACE


Final Classification by Division

Nr. Drivers	Team	Car	Cl	Laps	Total Time	Gap	Kph	Best Lap			
								Lap	Time	Kph	
BELCAR 1											
1	8 K. WALTERS / X. STEVENS / K. WALTERS	Mext Racing	Porsche 991	1	42	2:08:21.270		137.5	22	2:32.815	165.0
2	2 F. THIERS / H. THIERS	DVB Racing	Ferrari 458 Challenge	1	42	2:08:23.855	+2.585	137.5	19	2:31.048	166.9
3	3 G. VERHEYEN / V. DESPRIET	Speedlover	Porsche 991	1	41	2:08:15.776	1 Laps	134.3	22	2:32.791	165.0
4	33 P. PAQUE / G. PAISSE	Speedlover	Porsche 991	1	41	2:08:46.833	1 Laps	133.8	21	2:30.778	167.2
Not classified:											
333	J. VERHOEVEN	Speedlover	Porsche 997	1	23	1:09:05.729		139.9	22	2:31.187	166.8
95	B. VAN DER STRATEN / T. DE LAETRE DU BORG / J. CLOSE	Racing Adventures / VDS	Focus V8	1			42 Laps	0.0			
BELCAR 2											
1	701 L. DE COCK / . / T. JOOSEN	Deldiche Racing by JDC Events	Norma M20 FC	2	42	2:07:29.924		138.4	21	2:26.005	172.7
2	705 D. HOUTHOOFT / F. BOUILLON	Mc Donald's Racing	Norma M20 FC	2	41	2:07:43.775	1 Laps	134.9	23	2:28.816	169.4
3	11 T. PIESSENS / S. VAN LAERE / .	Bas Koeten Racing	Wolf G808	2	41	2:07:59.530	1 Laps	134.6	28	2:32.495	166.4
4	25 W. JEURIS	M-Racing	Radical SR3 SL	2	40	2:08:00.916	2 Laps	131.3	27	2:40.842	156.8
5	4 P. DANIELS / . GIAVEDONO	Domec Racing	Radical SR5	2	25	2:08:01.631	17 Laps	82.1	8	2:46.196	151.7
BELCAR 3											
1	15 R. VERHOEVEN / K. VERHOEVEN	Hamofa Motorsport	BMW M3 GTR	3	40	2:08:48.003		130.5	20	2:39.378	158.2
2	412 R. THIENPONT / L. BRANCKAERTS / D. WAGTMANS	VGL Racing	Saker RAPX	3	39	2:08:28.176	1 Laps	127.6	29	2:42.638	155.0
3	142 J. RASSE / N. LAGRANGE	VR / Qvick Racing	BMW M235i Cup	3	39	2:08:32.480	1 Laps	127.5	26	2:44.713	153.1
4	240 G. DUMAREY	Tyreset - PK Racing	BMW M235i Cup	3	39	2:08:36.057	1 Laps	127.4	21	2:42.834	154.8
5	235 B. REDANT / P. VANNESTE	Team Dajonckheere by Red Ant Racing	BMW M235i Cup	3	39	2:08:41.229	1 Laps	127.4	15	2:43.475	154.2
6	34 E. QVICK / T. VAN ROMPUY	VR / Qvick Racing	BMW M235i Cup	3	39	2:08:41.517	1 Laps	127.4	16	2:44.882	152.9
7	248 N. OTTO / J. OTTO	Captain Racing	BMW M235i Cup	3	39	2:08:53.029	1 Laps	127.2	16	2:46.735	151.2
8	242 G. WERCIX	JJ Motorsport	BMW M235i Cup	3	39	2:09:02.265	1 Laps	127.0	17	2:46.477	151.5
9	249 R. EDLAND / F. EGELAND	Egeland Motorsport	BMW M235i Cup	3	38	2:08:37.262	2 Laps	124.2	14	2:46.404	151.5
10	20 J. Bourdouch / M. Hallaert	Domec Racing	Radical RXC	3	38	2:08:51.700	2 Laps	123.9	20	2:46.680	151.3
11	241 A. ROBY	Sorg Rennsport	BMW M235i Cup	3	38	2:08:52.524	2 Laps	123.9	19	2:48.614	149.5
12	236 C. TUYTTE / M. VERHAEGEN	Team Smartops by Red Ant Racing	BMW M235i Cup	3	38	2:08:53.764	2 Laps	123.9	16	2:52.340	146.3
13	16 M. VAN NERUM / J. VAN NERUM / J. BEHETS	Vannerum Motorsport	BMW M235i Cup	3	38	2:09:06.648	2 Laps	123.7	21	2:51.753	146.8
14	245 P. BECKERS / B. VAN SAMANG	MSE	BMW M235i Cup	3	38	2:09:41.262	2 Laps	123.1	22	2:51.891	146.7
15	148 J. VAN HOOYDONK / R. GILLION	QSR Racing	BMW M235i Cup	3	37	2:09:22.194	3 Laps	120.2	24	2:42.906	154.8
Not classified:											
18	X. MEZQUITA / R. WEISSHAUPT	DVB Racing	KTM X-Bow	3	19	1:25:33.592		93.3	9	2:52.230	146.4
BELCAR 4											
1	311 P. VAN SOELEN / K. BOGAERTS	JR Motorsport	BMW M3	4	40	2:08:47.535		130.5	24	2:38.838	158.7
2	44 C. PAMPEL / M. PAMPEL	Euroracing	BMW M3	4	38	2:09:15.060	2 Laps	123.5	19	2:44.413	153.4
3	14 D. SUFFELEERS / M. KUUS	Skylimit Yokohama Race Team	Ford Mustang	4	36	2:08:46.105	4 Laps	117.5	13	2:53.135	145.6
4	9 O. HERMANS / C. VAN WOENSEL	Yokohama Power Racing	Ford Mustang	4	36	2:08:46.673	4 Laps	117.5	25	2:52.120	146.5
5	21 S. VANBELLINGEN / W. WITZES	Comporex Racing by EMG Motorsport	BMW M3 GTR	4	34	2:09:48.285	6 Laps	110.1	13	2:39.940	157.6
Not classified:											
22	E. BRUYNOGHE / A. FRANSSSEN	EMG Motorsport	BMW M3 E46	4	22	1:11:04.196		130.1	20	2:38.178	159.4
32	P. BELIEN / D. CUYVERS	Beliën Motorsport	BMW 120D	4	1	4:43.512	39 Laps	88.9			
BELCAR 5											
1	58 L. DONNAGLIO / G. DONNAGLIO / L. DONNAGLIO	GD Sport	BMW Clubsport	5	38	2:09:00.967		123.8	14	2:57.539	142.0
2	325 B. CLAES / B. PHILIPS	DZ Competition	BMW Clubsport	5	38	2:09:18.481	+17.514	123.5	12	2:59.102	140.8
3	57 J. DE BREUCKER / B. VAN HAEREN	QSR Racing	BMW Clubsport	5	37	2:08:57.605	1 Laps	120.6	24	2:58.988	140.9
4	31 K. CLAES / R. TEIXERA	MSTC	BMW Clubsport	5	37	2:09:09.733	1 Laps	120.4	21	3:01.358	139.0
5	N. HERMANS / J. LAMMENS / M. PAITALA	Skylimit Yokohama Race Team	BMW E90 325i	5	37	2:09:11.538	1 Laps	120.4	25	2:59.589	140.4
6	50 D. CONVENTS / V. CONVENTS / S. RAYMAKERS	Convents	BMW Clubsport	5	36	2:09:18.785	2 Laps	117.0	23	3:03.565	137.4
7	27 E. SUPHORST / C. IZELAAR / M. DE JONGE	Stichting Racing 4 Fun	BMW Clubsport	5	36	2:09:24.581	2 Laps	116.9	25	3:03.858	137.1
8	257 T. MICHIELS / L. JANSSENS	QSR Racing	BMW Clubsport	5	36	2:09:35.325	2 Laps	116.7	15	3:05.487	135.9
9	335 K. CEUFFENS / M. VAN DOORSLAER / T. CEUFFENS	CK Mechanics	BMW Clubsport	5	36	2:09:49.370	2 Laps	116.5	15	3:02.844	137.9
10	45 K. HORSTHUIS / J. JORDENS		BMW Clubsport	5	31	2:09:47.049	7 Laps	100.4	18	3:08.829	133.5
Not classified:											
19	S. DEWULF / J. HESSELS / .	van der Horst Motorsport	BMW Clubsport	5	29	1:40:18.828		121.5	19	3:02.768	138.0

Published at:

Track Status: **WET**


Stewards:	Timekeeper:
-----------	-------------



BELCAR ENDURANCE CHAMPIONSHIP
SPA EURO RACE
RACE

Lap Chart

		LAP																																		
Nr	Pos	Grid	1	2	3	4	5	6	7	8	9	10	11	12	13	14	15	16	17	18	19	20	21	22	23	24	25	26	27	28	29	30	31	32		
701	1	701	8	8	8	8	8	8	8	8	8	8	8	8	705	333	701	701	701	701	701	701	701	701	701	701	701	701	701	701	701	701	701	701		
11	2	11	2	2	2	2	2	3	3	3	3	3	3	701	701	333	8	8	8	8	8	8	8	8	8	8	8	8	8	8	8	8	8	8	2	2
2	3	2	3	3	3	3	3	2	33	33	701	3	3	11	25	25	25	25	25	2	2	2	2	2	2	2	2	2	2	2	2	2	2	2	3	705
8	4	8	33	33	33	33	33	33	2	701	33	33	33	25	701	705	705	2	2	25	25	3	3	3	3	3	3	3	3	3	3	3	3	705	3	
705	5	705	701	701	701	701	701	701	705	2	333	705	705	8	705	2	2	705	3	3	3	3	25	25	25	333	33	33	705	705	705	705	8	8		
3	6	3	333	333	333	333	333	705	701	705	705	333	333	701	2	3	3	3	333	333	333	333	333	333	333	25	11	705	33	11	11	11	11	11		
412	7	412	705	705	705	705	705	333	333	333	25	25	11	240	3	240	240	333	11	11	11	33	33	33	33	705	11	11	33	33	33	33	33	33		
333	8	333	4	21	21	21	21	25	25	25	18	11	25	2	240	333	333	11	33	33	33	11	11	11	11	25	25	25	25	25	25	25	25	25		
4	9	4	11	25	25	25	15	18	18	18	11	18	248	412	412	11	11	33	705	705	705	705	705	705	311	311	311	311	311	311	311	311	311	142		
33	10	33	21	15	15	15	25	21	20	20	20	311	142	3	241	33	33	311	311	311	311	311	311	311	311	311	311	311	311	311	311	311	311	15		
25	11	25	25	142	142	142	142	248	248	11	311	248	240	235	11	58	58	58	58	58	58	58	142	142	15	15	142	235	235	235	15	15	15	15	235	
21	12	21	15	20	20	248	142	248	248	15	412	241	58	311	311	20	142	142	142	58	15	142	142	235	34	34	15	235	235	235	235	235	235	311		
15	13	15	142	248	248	18	20	15	142	142	142	235	22	33	20	20	325	235	15	15	15	235	235	235	34	15	15	34	34	34	34	34	248			
95	14	95	20	16	16	16	15	21	311	15	249	241	58	311	325	325	142	15	235	235	235	58	58	34	248	248	248	248	248	248	248	248	248	240		
22	15	22	240	249	249	249	20	16	311	15	16	240	22	33	325	148	148	148	34	34	34	34	34	34	34	58	58	242	412	412	242	242	412			
20	16	20	248	34	34	34	34	16	16	34	412	2	69	20	57	142	235	148	248	248	248	248	248	248	248	242	412	412	242	44	44	44	240	34		
32	17	32	16	18	18	18	249	311	11	34	249	235	242	325	148	9	57	34	248	242	242	242	242	242	242	412	412	241	44	44	241	241	242	242		
240	18	240	249	245	44	44	44	44	34	21	235	241	58	9	9	142	235	15	241	241	241	241	241	241	241	22	241	240	240	241	44	249	249			
249	19	249	34	44	241	241	241	249	249	249	241	22	69	148	57	257	9	21	242	236	412	22	22	241	412	44	240	240	240	236	236	412	412	44		
16	20	16	18	241	242	242	235	241	235	235	240	242	325	311	257	235	34	248	236	412	236	412	412	412	44	240	236	236	236	412	412	236	249	236		
248	21	248	148	242	235	235	311	235	44	236	236	44	9	20	142	31	248	241	31	44	22	236	44	44	236	236	58	58	245	245	245	249	20	325		
18	22	18	245	235	236	236	236	241	241	412	245	148	57	31	34	15	242	325	22	44	44	236	236	240	245	245	245	58	58	58	58	58	241			
142	23	142	44	236	22	22	242	11	236	240	22	58	57	257	235	248	21	257	257	31	31	240	240	249	249	249	249	249	249	249	249	249	249	148	58	
44	24	44	241	22	69	69	22	22	22	22	242	2	311	31	34	241	257	236	412	325	240	31	249	249	245	325	16	16	16	16	20	148	236	20		
245	25	245	242	69	58	58	240	242	240	412	44	69	20	142	248	15	241	31	44	257	325	325	31	245	325	16	325	20	20	16	325	325	16			
34	26	34	235	57	311	311	69	240	242	44	245	9	257	19	19	21	31	412	22	240	257	249	245	31	31	20	20	325	325	148	16	16	245			
241	27	241	236	58	14	14	412	412	412	242	58	325	31	34	15	236	242	18	19	19	245	245	325	325	16	14	148	148	148	148	325	245	245	31		
242	28	242	22	311	27	27	58	245	245	14	148	19	248	236	242	236	44	240	245	249	19	16	16	14	31	31	31	31	31	31	31	31	148			
235	29	235	69	14	9	9	245	69	58	58	69	57	34	236	242	19	18	19	245	249	19	21	21	20	20	148	57	9	9	9	57	57	57			
57	30	57	57	27	50	240	14	58	69	69	9	257	236	242	21	18	19	22	249	16	16	16	20	14	148	57	9	57	57	57	21	69	69			
236	31	236	58	9	335	50	11	14	14	14	2	20	16	15	18	412	412	245	16	21	21	14	14	335	335	335	69	69	69	21	69	14	14			
58	32	58	311	50	412	412	9	9	9	9	148	31	15	21	44	44	44	240	21	14	14	20	335	69	57	69	19	19	21	69	14	257	257			
69	33	69	14	31	240	245	27	148	148	148	325	19	18	18	16	245	245	249	335	335	20	335	69	148	19	19	335	21	19	14	19	9	9			
50	34	50	27	335	57	335	50	27	57	325	57	236	21	44	245	22	22	16	14	20	335	69	19	19	69	9	14	335	14	19	335	335	335			
148	35	148	9	412	245	57	57	57	27	57	27	34	45	16	22	249	249	335	69	69	69	148	148	57	9	21	21	14	335	335	257	27	27	27		
14	36	14	257	240	45	45	148	325	325	27	257	16	245	245	335	16	16	69	20	57	57	57	57	9	21	257	257	257	257	9	50	50	50			
325	37	325	50	45	325	325	257	257	257	31	45	44	335	249	335	335	14	57	148	148	9	9	257	257	27	27	27	27	27	27	21	21	21			
9	38	9	325	325	148	148	257	31	31	31	19	21	335	249	69	69	69	57	50	50	50	50	50	257	21	50	50	50	50	50	45	45	45			
27	39	27	31	11	19	19	45	19	19	19	45	335	249	14	14	14	14	50	9	9	9	257	50	50	27	45	45	45	45	45	45	45	45			
257	40	257	19	148	257	257	31	335	45	45	335	14	14	50	50	50	50	9	27	27	27	27	27	27	27	45	4	4	4	4	4	4	4			
31	41	31	335	19	31	11	335	45	335	335	21	50	50	27	27	27	27	27	27	4	4	18	45	45	45	4	4	4	4	4	4	4	4			
335	42	335	412	257	11	31	19	50	50	50	27	27	4	4	4	4	4	4	18	18	45	4	4	4	4	4	4	4	4	4	4	4	4			
45	43	45	45	4	4	4	4	4	4	4	4	4	4	4	45	45	45	45	45	45	4	4	4	4	4	4	4	4	4	4	4	4	4	4		
19	44	19	32																																	
311	45	311	311																																	

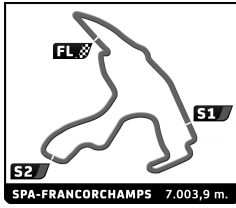


BELCAR ENDURANCE CHAMPIONSHIP
SPA EURO RACE
RACE

Lap Chart

LAP

Nr	Pos	33	34	35	36	37	38	39	40	41	42
701	1	701	701	701	701	701	701	701	701	701	701
11	2	705	705	705	2	2	2	2	8	8	8
2	3	2	2	2	8	8	8	8	2	2	2
8	4	3	3	3	3	3	3	705	705	705	
705	5	8	8	8	705	705	705	3	11	11	
3	6	11	11	11	11	11	11	11	3	3	
412	7	33	25	33	33	33	33	33	33	33	
333	8	25	33	25	25	25	25	25	25		
4	9	15	15	15	15	15	311	311	311		
33	10	235	311	311	311	311	15	15	15		
25	11	311	240	240	240	235	142	412			
21	12	240	235	235	235	142	412	142			
15	13	142	142	142	142	240	235	240			
95	14	412	412	412	412	412	240	235			
22	15	34	34	34	34	34	34	34			
20	16	242	242	242	242	248	248	248			
32	17	248	248	248	248	242	242	242			
240	18	249	249	249	249	249	249	249			
249	19	44	44	44	44	236	20				
16	20	236	236	236	236	241	241				
248	21	325	325	241	20	20	236				
18	22	241	241	325	241	58	58				
142	23	58	58	58	58	16	16				
44	24	20	20	20	325	44	44				
245	25	16	16	16	16	325	325				
34	26	245	245	245	245	245	245				
241	27	31	31	148	57	57					
242	28	57	57	57	31	31					
235	29	148	148	31	69	69					
57	30	69	69	69	148	148					
236	31	14	14	14	14						
58	32	257	9	9	9						
69	33	9	257	50	50						
50	34	335	335	27	27						
148	35	27	27	257	257						
14	36	50	50	335	335						
325	37	21	21								
9	38										
27	39										
257	40										
31	41										
335	42										
45	43										
19	44										
311	45										




BELCAR ENDURANCE CHAMPIONSHIP

SPA EURO RACE

RACE

Best Sector Times

SECTOR 1			SECTOR 2			SECTOR 3			Pos	Team	Cl	Ideal Lap	Best Lap
Pos	Driver	Time	Driver	Time	Driver	Time	Pos	Team					
1	2 H.THIERS	41.459	701 T.JOOSEN	1:04.211	701 T.JOOSEN	37.384	1	701 Delfische Racing by JDC Events	2	2:23.537	2:26.005	(1)	
2	701 T.JOOSEN	41.942	705 D.HOUTHOOFD	1:06.985	33 G.PAISSE	38.179	2	705 Mc Donald's Racing	2	2:28.195	2:28.816	(2)	
3	33 G.PAISSE	42.025	11 S.VAN LAERE	1:08.442	705 D.HOUTHOOFD	38.249	3	2 DVB Racing	1	2:29.505	2:31.048	(4)	
4	333 J.VERHOEVEN	42.608	33 G.PAISSE	1:09.738	333 J.VERHOEVEN	38.305	4	33 Speedlover	1	2:29.942	2:30.778	(3)	
5	8 X.STEVENS	42.618	2 H.THIERS	1:09.739	2 H.THIERS	38.307	5	333 Speedlover	1	2:30.767	2:31.187	(5)	
6	3 V.DESPRIET	42.810	333 J.VERHOEVEN	1:09.854	8 X.STEVENS	38.570	6	11 Bas Koeten Racing	2	2:31.065	2:31.495	(6)	
7	705 D.HOUTHOOFD	42.961	3 V.DESPRIET	1:10.467	3 V.DESPRIET	38.822	7	8 Mext Racing	1	2:31.842	2:32.815	(8)	
8	11 S.VAN LAERE	43.677	8 X.STEVENS	1:10.654	11 S.VAN LAERE	38.946	8	3 Speedlover	1	2:32.099	2:32.791	(7)	
9	311 K.BOGAERTS	44.793	22 E.BRUYNOGHE	1:12.149	15 R.VERHOEVEN	40.525	9	22 EMG Motorsport	4	2:37.829	2:38.178	(9)	
10	25 W.JEURIS	44.837	311 K.BOGAERTS	1:12.953	311 K.BOGAERTS	40.662	10	311 JR Motorsport	4	2:38.408	2:38.838	(10)	
11	22 E.BRUYNOGHE	45.006	148 R.GILLION	1:13.193	22 E.BRUYNOGHE	40.674	11	15 Hamofa Motorsport	3	2:39.162	2:39.378	(11)	
12	15 R.VERHOEVEN	45.016	21 W.WIJTZES	1:13.234	25 W.JEURIS	40.768	12	21 Comporex Racing by EMG Motorsport	4	2:39.894	2:39.940	(12)	
13	21 W.WIJTZES	45.744	15 R.VERHOEVEN	1:13.621	21 W.WIJTZES	40.916	13	25 M-Racing	2	2:40.084	2:40.842	(13)	
14	412 J.WAGTMANS	45.849	240 G.DUMAREY	1:13.817	240 G.DUMAREY	41.724	14	412 VGL Racing	3	2:41.921	2:42.638	(14)	
15	20 J.Bourdouch	45.921	235 P.VANNESTE	1:14.102	412 L.BRANCKAERTS	41.866	15	148 QSR Racing	3	2:42.112	2:42.906	(16)	
16	148 R.GILLION	46.814	142 J.RASSE	1:14.145	235 P.VANNESTE	41.914	16	240 Tyreset - PK Racing	3	2:42.592	2:42.834	(15)	
17	235 P.VANNESTE	46.909	412 J.WAGTMANS	1:14.206	44 M.PAMPEL	42.047	17	235 Team Dejonckheere by Red Ant Racing	3	2:42.925	2:43.475	(17)	
18	240 G.DUMAREY	47.051	25 W.JEURIS	1:14.479	4 P.DANIELS	42.057	18	142 VR / Quick Racing	3	2:43.664	2:44.713	(19)	
19	249 R.EDLAND	47.118	44 M.PAMPEL	1:14.620	148 R.GILLION	42.105	19	20 Domec Racing	3	2:43.699	2:46.680	(24)	
20	44 M.PAMPEL	47.166	248 J.OTTO	1:14.683	20 J.Bourdouch	42.156	20	44 Euroracing	4	2:43.833	2:44.413	(18)	
21	34 T.VAN ROMPUY	47.180	34 T.VAN ROMPUY	1:14.746	142 J.RASSE	42.339	21	34 VR / Quick Racing	3	2:44.291	2:44.882	(20)	
22	142 J.RASSE	47.180	4 P.DANIELS	1:14.878	34 T.VAN ROMPUY	42.365	22	4 Domec Racing	2	2:45.187	2:46.196	(21)	
23	242 G.WERCKX	47.705	242 G.WERCKX	1:14.929	249 R.EDLAND	42.776	23	249 Egeland Motorsport	3	2:45.243	2:46.404	(22)	
24	18 X.MEZQUITA	47.763	249 R.EDLAND	1:15.349	242 G.WERCKX	42.863	24	242 JJ Motorsport	3	2:45.497	2:46.477	(23)	
25	4 P.DANIELS	48.252	20 J.Bourdouch	1:15.622	248 J.OTTO	42.870	25	248 Captain Racing	3	2:45.855	2:46.735	(25)	
26	248 J.OTTO	48.302	241 A.ROBY	1:15.751	241 A.ROBY	43.584	26	241 Sorg Rennsport	3	2:48.029	2:48.614	(26)	
27	241 A.ROBY	48.694	245 P.BECKERS	1:16.340	18 X.MEZQUITA	44.268	27	18 DVB Racing	3	2:49.670	2:52.230	(30)	
28	236 C.TUYTTE	48.818	14 M.KUUS	1:17.153	9 C.VAN WOENSEL	44.287	28	236 Team Smarloys by Red Ant Racing	3	2:51.183	2:52.340	(31)	
29	16 J.VANNERUM	49.074	9 C.VAN WOENSEL	1:17.288	16 J.VANNERUM	44.381	29	245 MSE	3	2:51.184	2:51.891	(28)	
30	9 C.VAN WOENSEL	50.247	18 R.WEISSHAUPT	1:17.639	236 C.TUYTTE	44.429	30	16 Vannerum Motorsport	3	2:51.236	2:51.753	(27)	
31	245 P.BECKERS	50.306	16 J.VANNERUM	1:17.781	14 M.KUUS	44.498	31	9 Yokohama Power Racing	4	2:51.822	2:52.120	(29)	
32	14 M.KUUS	50.647	236 C.TUYTTE	1:17.936	245 P.BECKERS	44.538	32	14 Skylimit Yokohama Race Team	4	2:52.298	2:53.135	(32)	
33	58 L.DONNIACUO	51.768	325 B.CLAES	1:19.343	58 L.DONNIACUO	45.875	33	58 GD Sport	5	2:57.088	2:57.539	(33)	
34	57 B.VAN HAEREN	52.223	58 L.DONNIACUO	1:19.445	57 B.VAN HAEREN	46.307	34	57 QSR Racing	5	2:58.216	2:58.988	(34)	
35	69 J.LAMMENS	52.338	69 J.LAMMENS	1:19.640	69 N.HERMANS	46.662	35	325 DZ Competition	5	2:58.542	2:59.102	(35)	
36	325 B.CLAES	52.405	57 B.VAN HAEREN	1:19.686	19 S.DEWULF	46.767	36	69 Skylimit Yokohama Race Team	5	2:58.640	2:59.589	(36)	
37	19 J.HESSELS	52.922	31 K.CLAES	1:20.379	325 B.CLAES	46.794	37	31 MSTC	5	3:00.818	3:01.358	(37)	
38	50 V.CONVENTS	53.359	335 M.VAN DOORSLAER	1:20.526	31 K.CLAES	47.046	38	19 van der Horst Motorsport	5	3:01.464	3:02.768	(38)	
39	31 K.CLAES	53.393	50 S.RAYMAKERS	1:21.322	50 V.CONVENTS	47.194	39	50 Convents	5	3:01.875	3:03.565	(40)	
40	27 C.IZELAAR	53.518	19 J.HESSELS	1:21.775	335 M.VAN DOORSLAER	47.364	40	335 CK Mechanics	5	3:01.892	3:02.844	(39)	
41	257 L.JANSSSENS	53.833	27 C.IZELAAR	1:21.892	27 C.IZELAAR	47.591	41	27 Stichting Racing 4 Fun	5	3:03.001	3:03.858	(41)	
42	335 M.VAN DOORSLAER	54.002	257 L.JANSSSENS	1:23.304	257 L.JANSSSENS	47.892	42	257 QSR Racing	5	3:05.029	3:05.487	(42)	
43	45 J.JORDENS	55.149	45 J.JORDENS	1:24.377	45 J.JORDENS	48.552	43	45	5	3:08.078	3:08.829	(43)	



BELCAR ENDURANCE CHAMPIONSHIP


SPA EURO RACE

RACE

Analysis by lap

Lapped

Nr	Lap Time	Gap	Nr	Lap Time	Gap	Nr	Lap Time	Gap	Nr	Lap Time	Gap	Nr	Lap Time	Gap					
Lap 1																			
			15	4:08.117	10.312	22	4:28.450	23.457	45	3:58.058	37.510	3	2:49.206	12.463					
8	2:46.739		142	4:08.741	11.575	69	4:28.461	25.105	325	3:57.667	37.644	2	2:50.498	13.044					
2	2:53.206	6.467	20	4:06.986	12.538	58	4:27.766	27.142	148	3:57.593	38.266	33	2:50.359	14.244					
3	2:54.519	7.780	248	4:04.213	13.021	311	4:26.897	27.831	4	13:15.577	2 Laps	701	2:50.088	14.545					
33	2:56.117	9.378	16	4:04.831	14.151	14	4:24.959	28.726	19	3:57.166	39.851	705	2:48.777	15.942					
701	2:57.524	10.785	249	4:04.745	14.990	27	4:24.568	29.341	257	3:57.449	40.687	333	2:51.090	17.249					
333	2:59.371	12.632	34	4:04.742	15.749	9	4:21.516	31.060	11	3:09.872	41.926	25	2:57.890	38.815					
705	3:02.791	16.052	18	4:04.100	16.353	50	4:21.080	31.635	31	3:41.991	43.531	18	2:57.158	40.446					
4	3:09.404	22.665	245	4:03.272	17.889	335	4:03.272	32.523	Lap 5					21	3:00.883	40.602			
11	3:10.209	23.470	44	4:02.582	18.671	412	4:03.430	33.188	8	2:45.147		248	2:58.877	42.036					
21	3:17.353	30.614	241	4:03.685	20.548	240	4:03.793	33.826	2	2:51.102	7.400	142	2:59.963	42.664					
25	3:17.973	31.234	242	4:03.053	21.760	57	4:37.388	35.053	3	2:50.364	8.111	20	2:57.719	42.808					
15	3:18.606	31.867	235	4:03.211	22.811	245	4:48.503	36.172	33	2:50.094	8.739	15	3:03.626	44.113					
142	3:19.245	32.506	236	4:03.367	23.601	45	3:39.196	38.240	701	2:49.256	9.311	16	3:00.930	45.940					
20	3:21.963	35.224	22	4:03.207	25.227	325	3:39.298	38.765	333	2:50.398	11.013	34	3:01.959	48.889					
240	3:23.989	37.250	69	4:03.322	26.864	148	3:32.734	39.461	705	2:50.539	12.019	311	2:57.096	48.967					
248	3:25.219	38.480	57	4:03.528	27.885	19	3:32.038	41.473	21	3:01.520	24.573	44	3:04.003	52.003					
16	3:25.731	38.992	58	4:03.409	29.596	257	3:32.260	42.026	15	3:00.308	25.341	249	3:04.854	52.743					
249	3:26.656	39.917	311	4:02.137	31.154	31	4:49.097	1:00.328	25	3:02.158	25.779	241	3:04.229	53.658					
34	3:27.418	40.679	14	4:03.139	33.987	11	4:25.975	1:30.842	142	3:02.008	27.555	235	3:03.063	54.660					
18	3:28.664	41.925	27	4:02.820	34.993	Lap 4					236	3:03.425	56.304						
148	3:30.155	43.416	9	4:05.274	39.764	8	3:58.788		248	3:01.257	28.013	11	2:47.746	56.749					
245	3:31.028	44.289	50	4:05.050	40.775	2	3:59.071	1.445	18	2:59.718	28.142	22	3:02.467	58.560					
44	3:32.500	45.761	31	4:02.463	41.451	3	3:59.443	2.894	16	3:02.595	29.864	242	3:06.748	1:01.479					
241	3:33.274	46.535	335	3:58.981	59.471	33	3:59.307	3.792	20	3:04.171	29.943	240	3:01.194	1:02.661					
242	3:35.118	48.379	412	3:59.013	59.978	701	3:59.665	5.202	34	3:03.404	31.784	4	2:55.908	2 Laps					
235	3:36.011	49.272	240	4:52.675	1:00.253	333	3:59.421	5.762	249	3:04.366	32.743	412	3:02.706	1:08.418					
236	3:36.645	49.906	45	4:09.198	1:29.264	705	3:59.550	6.627	44	3:03.222	32.854	245	3:04.813	1:12.173					
22	3:38.431	51.692	325	4:53.129	1:29.687	21	3:59.966	8.200	241	3:03.286	34.283	69	3:11.408	1:15.460					
69	3:39.953	53.214	11	5:41.289	1:35.087	25	3:59.644	8.768	235	3:04.036	36.451	58	3:10.379	1:16.249					
57	3:40.768	54.029	148	5:23.203	1:36.947	15	4:00.411	10.180	311	2:58.572	36.725	14	3:11.526	1:19.070					
58	3:42.598	55.859	19	4:59.849	1:39.655	142	3:59.138	10.694	236	3:04.659	37.733	9	3:10.360	1:26.888					
311	3:45.428	58.689	257	5:04.784	1:39.986	20	3:58.596	10.919	242	3:07.873	39.585	148	3:10.105	1:31.292					
14	3:47.259	1:00.520	Lap 3					248	3:59.036	11.903	22	3:05.527	40.947	27	3:16.533	1:32.596			
27	3:48.584	1:01.845	8	4:30.220		16	3:58.186	12.416	240	3:02.103	46.321	57	3:14.635	1:33.439					
9	3:50.901	1:04.162	2	4:29.769	1.162	249	3:58.320	13.524	69	3:12.050	48.906	325	3:13.926	1:41.306					
257	3:51.613	1:04.874	3	4:29.895	2.239	34	3:57.768	13.527	412	3:05.560	50.566	257	3:13.897	1:42.130					
50	3:52.136	1:05.397	33	4:29.722	3.273	18	3:57.374	13.571	58	3:12.883	50.724	31	3:18.097	1:56.008					
325	3:52.969	1:06.230	701	4:29.709	4.325	44	3:56.797	14.779	245	3:04.168	52.214	19	3:24.946	2:14.752					
31	3:55.399	1:08.660	333	4:29.646	5.129	241	3:57.242	16.144	14	3:13.157	53.398	335	3:37.099	2:19.542					
19	3:56.217	1:09.478	705	4:29.644	5.865	242	3:56.639	16.859	11	2:57.078	53.857	45	3:49.921	2:26.602					
335	4:16.901	1:30.162	21	4:29.014	7.022	235	3:56.099	17.562	4	3:02.931	2 Laps	Lap 7							
412	4:17.376	1:30.637	25	4:28.498	7.912	236	3:55.846	18.221	9	3:17.596	1:00.382	8	2:44.314						
45	4:36.477	1:49.738	15	4:28.465	8.557	22	3:55.898	20.567	27	3:19.426	1:00.917	3	2:46.510	14.659					
32	4:43.512	1:56.773	142	4:28.989	10.344	58	3:55.686	22.003	50	3:18.927	1:03.218	33	2:48.848	18.778					
Lap 2														57	3:14.563	1:03.658	2	2:50.428	19.158
8	4:29.672		20	4:28.793	11.111	311	3:54.257	23.300	148	3:12.922	1:06.041	705	2:48.583	20.211					
2	4:24.818	1.613	248	4:28.854	11.655	14	3:55.450	25.388	325	3:19.737	1:12.234	701	2:50.499	20.730					
3	4:24.456	2.564	16	4:29.087	13.018	27	3:56.085	26.638	257	3:17.547	1:13.087	333	2:48.946	21.881					
33	4:24.065	3.771	249	4:29.222	13.992	9	3:55.661	27.933	45	3:29.172	1:21.535	25	2:54.759	49.260					
701	4:23.723	4.836	34	4:29.018	14.547	240	3:54.327	29.365	31	3:24.381	1:22.765	18	2:54.169	50.301					
333	4:22.743	5.703	18	4:28.852	14.985	50	3:56.591	29.438	335	3:38.549	1:27.297	20	2:57.119	55.613					
705	4:20.061	6.441	44	4:28.319	16.770	412	3:55.753	30.153	19	3:39.956	1:34.660	248	2:59.310	57.032					
21	4:07.286	8.228	241	4:27.362	17.690	245	3:55.809	33.193	Lap 6					142	2:59.379	57.729			
25	4:08.072	9.634	242	4:27.468	19.008	335	4:00.160	33.895	8	2:44.854		15	2:58.867	58.666					
			235	4:27.660	20.251	57	3:57.977	34.242				21	3:04.814	1:01.102					
			236	4:27.782	21.163														



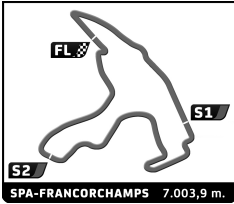
BELCAR ENDURANCE CHAMPIONSHIP
SPA EURO RACE
RACE

Analysis by lap

Lapped

Nr	Lap Time	Gap	Nr	Lap Time	Gap	Nr	Lap Time	Gap	Nr	Lap Time	Gap	Nr	Lap Time	Gap
311	2:56.479	1:01.132	242	3:02.152	1:38.218	57	3:05.937	1 Lap	34	5:57.528	1 Lap	69	3:05.934	1 Lap
16	3:00.469	1:02.095	335	4:50.661	1 Lap	27	3:08.271	1 Lap	16	6:04.827	1 Lap	325	2:59.102	1 Lap
11	2:50.002	1:02.437	245	3:01.309	1:47.271	701	2:40.154	15.780	45	3:16.470	1 Lap	9	3:05.820	1 Lap
34	3:00.592	1:05.167	58	3:02.110	1:54.115	257	3:09.267	1 Lap	240	2:52.782	2:05.639	148	3:03.437	1 Lap
249	3:02.577	1:11.006	69	3:06.489	2:01.412	3	2:45.304	19.530	412	2:53.430	2:08.325	311	2:47.958	1 Lap
235	3:02.527	1:12.873	14	3:05.609	2:02.394	33	2:43.061	20.685	235	2:59.638	2:17.831	20	2:47.813	1 Lap
44	3:06.528	1:14.217	9	3:06.469	2:12.883	705	2:44.214	29.168	241	2:59.850	2:18.481	57	3:03.648	1 Lap
241	3:05.026	1:14.370	148	3:06.717	2:16.667	333	2:46.014	30.027	22	2:58.415	2:20.048	249	7:31.137	2 Laps
236	3:02.688	1:14.678	325	3:08.759	2:26.888	31	3:08.710	1 Lap	2	2:32.700	2:22.504	8	2:39.214	43.207
22	3:01.731	1:15.977	57	3:09.454	2:27.089	50	3:08.488	2 Laps	242	2:59.668	2:23.085	25	2:44.679	45.365
4	2:52.528	2 Laps	27	3:09.949	2:27.843	19	3:09.422	1 Lap	21	2:46.588	1 Lap	701	2:30.385	48.558
240	3:00.229	1:18.576	257	3:12.342	2:35.262	25	2:49.465	1:06.825	58	2:58.900	2:40.086	257	3:07.661	1 Lap
242	3:04.405	1:21.570	Lap 9			11	2:44.769	1:07.726	335	3:06.015	1 Lap	31	3:03.704	1 Lap
412	2:59.305	1:23.409	8	2:43.883		18	2:54.148	1:16.751	69	3:06.380	3:11.686	14	2:55.262	2 Laps
245	3:03.607	1:31.466	31	3:11.236	1 Lap	311	2:51.418	1:23.660	Lap 12			705	4:06.186	1:19.323
58	3:05.574	1:37.509	3	2:45.707	17.477	248	2:53.119	1:26.322	705	2:43.430		142	5:44.755	1 Lap
69	3:09.281	1:40.427	701	2:42.752	18.877	15	2:53.951	1:28.186	333	2:48.195	5.594	50	3:03.592	2 Laps
14	3:07.533	1:42.289	33	2:45.104	20.875	142	2:55.177	1:28.691	325	3:00.813	1 Lap	19	3:03.611	1 Lap
9	3:09.344	1:51.918	50	3:14.983	2 Laps	45	3:18.697	1 Lap	9	3:07.902	1 Lap	2	2:33.052	1:35.493
148	3:08.476	1:55.454	333	2:47.010	27.264	4	2:46.196	2 Laps	148	3:05.876	1 Lap	34	2:48.569	1 Lap
57	3:14.014	2:03.139	705	2:48.637	28.205	249	2:56.248	1:52.170	57	3:05.320	1 Lap	248	6:09.754	1 Lap
27	3:15.116	2:03.398	19	3:15.529	1 Lap	240	2:53.731	1:56.590	311	5:06.678	1 Lap	3	2:41.362	1:48.884
325	3:06.641	2:03.633	45	3:19.720	1 Lap	412	2:53.529	1:58.628	20	2:49.904	1 Lap	240	2:53.151	1:49.829
257	3:10.608	2:08.424	25	2:49.567	1:00.611	235	3:00.373	2:01.926	257	3:07.409	1 Lap	236	2:54.286	1 Lap
31	3:16.073	2:27.767	18	2:52.230	1:05.854	241	2:59.914	2:02.364	11	2:42.571	37.817	242	5:32.578	1 Lap
50	7:07.503	1 Lap	11	2:45.225	1:06.208	22	2:58.072	2:05.366	25	2:47.673	47.549	15	2:47.224	1 Lap
Lap 8			20	2:55.414	1:14.692	242	2:57.298	2:07.150	31	3:05.047	1 Lap	412	2:54.977	2:00.085
8	2:45.504		311	2:51.329	1:15.493	44	3:03.786	2:19.803	8	4:04.296	50.856	21	2:43.844	1 Lap
19	3:19.245	1 Lap	248	2:53.618	1:16.454	245	3:00.791	2:22.151	14	7:20.304	2 Laps	27	3:11.410	2 Laps
3	2:46.498	15.653	142	2:52.872	1:16.765	58	2:58.170	2:24.919	701	4:05.172	1:05.036	18	2:55.574	1 Lap
33	2:46.380	19.654	15	2:51.372	1:17.486	2	2:35.944	2:33.537	50	3:04.521	2 Laps	241	2:59.991	2:19.450
701	2:44.782	20.008	16	2:54.400	1:24.680	335	3:06.924	1 Lap	19	3:05.002	1 Lap	11	4:40.814	2:31.768
45	3:23.256	1 Lap	34	2:55.606	1:29.735	21	6:38.328	1 Lap	34	2:53.796	1 Lap	44	2:56.793	1 Lap
2	2:49.164	22.818	4	2:49.465	2 Laps	Lap 11			27	7:31.151	2 Laps	16	3:31.369	1 Lap
705	2:48.744	23.451	249	2:57.986	1:39.173	8	2:43.733		236	2:58.779	1 Lap	245	2:59.368	1 Lap
333	2:47.760	24.137	235	2:59.116	1:44.804	69	3:06.510	1 Lap	240	2:51.342	1:43.541	58	2:59.052	2:40.360
25	2:51.171	54.927	241	2:59.024	1:45.701	701	2:41.257	13.304	2	2:40.240	1:49.304	33	2:38.359	2:55.089
18	2:52.710	57.507	240	2:57.447	1:46.110	9	3:06.632	1 Lap	412	2:57.086	1:51.971	335	3:05.245	1 Lap
20	2:53.052	1:03.161	236	3:00.364	1:46.994	325	3:00.942	1 Lap	16	3:05.135	1 Lap	311	2:43.393	3:17.653
11	2:47.933	1:04.866	412	2:55.793	1:48.350	148	3:05.980	1 Lap	3	4:44.835	1:54.385	Lap 14		
248	2:55.191	1:06.719	22	3:01.231	1:50.545	3	2:47.193	22.990	15	6:26.712	1 Lap	701	2:29.405	
142	2:55.551	1:07.776	242	2:58.768	1:53.103	57	3:06.721	1 Lap	18	6:40.091	1 Lap	325	3:00.756	1 Lap
311	2:52.419	1:08.047	44	3:06.136	1:59.268	33	2:52.488	29.440	235	2:58.018	2:02.409	8	2:39.057	4.301
15	2:56.835	1:09.997	245	3:01.223	2:04.611	705	2:44.575	30.010	241	3:01.281	2:06.322	20	2:48.736	1 Lap
16	2:57.572	1:14.163	58	2:59.768	2:10.000	333	2:44.545	30.839	21	2:44.737	1 Lap	249	2:48.855	2 Laps
34	2:58.349	1:18.012	335	3:14.048	1 Lap	257	3:09.876	1 Lap	45	3:22.518	1 Lap	25	2:47.196	14.598
21	3:08.999	1:24.597	14	3:03.877	2:22.388	20	5:09.360	1 Lap	22	3:16.734	2:23.342	148	3:04.030	1 Lap
249	2:59.568	1:25.070	69	3:08.251	2:25.780	31	3:06.044	1 Lap	245	6:01.770	1 Lap	9	3:11.594	1 Lap
4	2:56.828	2 Laps	9	3:05.094	2:34.094	11	2:44.693	1:08.686	44	6:05.106	1 Lap	57	3:03.719	1 Lap
235	3:02.202	1:29.571	2	5:01.909	2:40.844	25	2:50.224	1:13.316	58	3:01.525	2:28.171	705	2:38.436	39.796
236	3:01.339	1:30.513	148	3:08.710	2:41.494	50	3:06.279	2 Laps	Lap 13			14	2:54.571	2 Laps
241	3:01.694	1:30.560	Lap 10			19	3:07.709	1 Lap	333	2:41.269		257	3:07.069	1 Lap
240	2:59.474	1:32.546	8	2:43.251		248	2:53.252	1:35.841	335	3:04.135	2 Laps	142	2:46.090	1 Lap
22	3:02.724	1:33.197	325	3:01.804	1 Lap	142	2:51.232	1:36.190	33	5:47.593	1 Lap	2	2:31.804	49.334
412	2:58.535	1:36.440				4	2:47.553	2 Laps				31	3:04.387	1 Lap
44	3:08.302	1:37.015				236	5:37.614	1 Lap				3	2:37.782	1:08.703






BELCAR ENDURANCE CHAMPIONSHIP
SPA EURO RACE
RACE

Analysis by lap

Lapped

Nr	Lap Time	Gap	Nr	Lap Time	Gap	Nr	Lap Time	Gap	Nr	Lap Time	Gap	Nr	Lap Time	Gap
235	5:12.233	1 Lap	Lap 16			3	2:34.869	1:31.141	148	3:03.672	2 Laps	325	3:02.983	2 Laps
34	2:47.613	1 Lap	701	2:29.341		16	2:56.119	2 Laps	248	2:47.793	2 Laps	257	3:06.973	2 Laps
50	3:07.392	2 Laps	44	2:48.673	2 Laps	20	3:15.412	1 Lap	14	2:55.197	3 Laps	3	2:33.046	1:49.771
248	2:49.485	1 Lap	27	3:08.608	3 Laps	325	2:59.930	1 Lap	241	2:51.408	2 Laps	25	2:43.377	1:50.635
19	3:03.304	1 Lap	245	2:53.380	2 Laps	335	3:02.844	2 Laps	242	2:46.477	2 Laps	240	2:46.688	2 Laps
15	2:44.093	1 Lap	8	2:33.555	21.578	142	2:44.906	1 Lap	705	2:33.726	1 Lap	50	3:04.902	3 Laps
236	2:55.043	1 Lap	58	2:58.502	1 Lap	69	3:05.484	2 Laps	8	2:35.425	44.224	19	3:03.261	2 Laps
240	2:55.971	1:27.837	311	2:40.167	1 Lap	148	3:02.091	1 Lap	236	2:54.215	2 Laps	245	2:52.163	2 Laps
242	2:50.816	1 Lap	22	2:47.574	2 Laps	235	2:44.003	1 Lap	31	3:04.161	2 Laps	249	2:46.604	2 Laps
21	2:39.940	1 Lap	25	2:43.028	46.719	34	2:44.882	1 Lap	325	4:13.103	2 Laps	9	2:55.851	3 Laps
18	2:52.450	1 Lap	20	2:48.025	1 Lap	14	2:54.494	2 Laps	57	6:41.358	3 Laps	Lap 21		
333	5:06.558	1:48.595	249	2:46.404	2 Laps	15	2:39.658	1 Lap	257	3:08.865	2 Laps	701	2:26.005	
11	2:38.991	1:52.796	2	2:32.526	58.943	21	2:40.271	1 Lap	412	2:45.936	2 Laps	58	2:58.485	2 Laps
27	3:09.703	2 Laps	16	3:40.197	2 Laps	333	2:33.239	2:13.929	44	2:47.328	2 Laps	333	2:33.043	1 Lap
44	2:51.142	1 Lap	335	3:05.362	2 Laps	248	2:46.735	1 Lap	311	2:41.160	1 Lap	142	2:45.407	2 Laps
33	2:35.039	2:12.165	325	2:59.166	1 Lap	11	2:33.311	2:18.977	2	2:31.048	1:12.998	142	2:45.407	2 Laps
16	2:55.564	1 Lap	705	2:44.068	1:07.234	Lap 18			22	2:39.565	2 Laps	45	21:12.401	9 Laps
245	2:55.594	1 Lap	69	3:06.505	2 Laps	701	2:28.003		50	3:04.253	3 Laps	33	2:33.802	1 Lap
58	2:57.539	2:19.936	3	2:34.270	1:22.730	33	2:33.964	1 Lap	19	3:02.942	2 Laps	11	2:39.689	1 Lap
Lap 15			148	3:01.755	1 Lap	241	2:51.215	2 Laps	240	2:46.447	2 Laps	15	2:41.906	2 Laps
701	2:25.651		142	2:45.667	1 Lap	242	2:48.905	2 Laps	25	2:42.543	1:33.476	16	2:54.567	3 Laps
8	2:38.714	17.364	57	3:04.202	1 Lap	257	3:06.454	2 Laps	245	2:52.595	2 Laps	27	3:09.416	4 Laps
311	2:45.480	1 Lap	14	2:56.828	2 Laps	236	2:52.340	2 Laps	3	2:33.460	1:42.943	235	2:45.015	2 Laps
22	6:27.773	2 Laps	235	2:43.475	1 Lap	31	3:04.518	2 Laps	249	2:47.032	2 Laps	34	2:47.891	2 Laps
335	3:05.781	2 Laps	9	3:10.024	1 Lap	705	4:13.379	1 Lap	9	7:29.654	3 Laps	21	2:45.728	3 Laps
20	2:50.019	1 Lap	34	2:44.923	1 Lap	8	2:34.433	35.284	58	2:58.876	1 Lap	705	2:32.675	1 Lap
249	2:48.440	2 Laps	248	2:47.090	1 Lap	412	2:46.923	2 Laps	27	3:07.298	3 Laps	248	2:49.338	2 Laps
25	2:44.085	33.032	15	2:42.493	1 Lap	18	2:58.508	2 Laps	142	2:44.957	1 Lap	8	2:34.093	59.242
69	6:01.919	2 Laps	21	2:43.154	1 Lap	50	3:07.594	3 Laps	16	2:53.858	2 Laps	4	3:15.986	8 Laps
325	3:00.366	1 Lap	257	3:05.487	1 Lap	44	2:46.636	2 Laps	Lap 20					
148	3:02.284	1 Lap	333	2:35.278	2:07.148	19	3:03.816	2 Laps	701	2:26.218		14	2:53.406	3 Laps
705	2:38.362	52.507	241	2:54.040	1 Lap	311	2:39.206	1 Lap	333	2:33.902	1 Lap	335	3:05.395	3 Laps
2	2:32.075	55.758	31	3:04.916	1 Lap	22	2:39.231	2 Laps	15	2:41.532	2 Laps	242	2:48.925	2 Laps
57	3:04.988	1 Lap	11	2:36.865	2:12.124	2	2:31.385	1:08.435	11	2:37.160	1 Lap	241	2:48.614	2 Laps
9	3:09.109	1 Lap	242	2:48.724	1 Lap	245	2:53.634	2 Laps	235	2:48.114	2 Laps	69	3:04.532	3 Laps
142	2:45.679	1 Lap	236	2:53.119	1 Lap	240	6:38.558	2 Laps	4	3:18.508	8 Laps	2	2:31.449	1:24.712
14	2:53.135	2 Laps	33	2:32.840	2:23.289	25	2:42.408	1:17.418	33	3:35.019	1 Lap	412	2:46.027	2 Laps
3	2:34.749	1:17.801	Lap 17			58	2:58.928	1 Lap	34	2:46.329	2 Laps	236	2:53.154	2 Laps
257	3:05.944	1 Lap	701	2:26.458		249	2:46.811	2 Laps	21	5:32.223	3 Laps	311	2:39.405	1 Lap
235	2:46.564	1 Lap	50	3:06.628	3 Laps	27	3:07.311	3 Laps	335	3:04.172	3 Laps	22	2:38.279	2 Laps
31	3:05.605	1 Lap	18	2:54.065	2 Laps	3	2:32.830	1:35.968	248	2:46.781	2 Laps	44	2:44.413	2 Laps
34	2:46.322	1 Lap	19	3:05.198	2 Laps	4	3:17.074	7 Laps	14	2:53.155	3 Laps	3	2:32.914	1:56.680
248	2:47.486	1 Lap	412	2:49.413	2 Laps	16	2:55.551	2 Laps	705	2:31.596	1 Lap	57	2:59.677	3 Laps
241	5:07.130	1 Lap	44	2:47.399	2 Laps	142	2:44.716	1 Lap	69	3:02.945	3 Laps	25	2:43.566	2:08.196
15	2:45.792	1 Lap	8	2:33.734	28.854	335	3:03.351	2 Laps	20	6:34.516	3 Laps	31	3:02.123	2 Laps
21	2:41.552	1 Lap	245	2:55.358	2 Laps	235	2:45.239	1 Lap	8	2:33.148	51.154	240	2:43.659	2 Laps
50	3:05.574	2 Laps	311	2:41.290	1 Lap	333	2:33.957	2:19.883	242	2:47.676	2 Laps	325	3:02.119	2 Laps
236	2:53.699	1 Lap	22	2:41.251	2 Laps	15	2:40.941	1 Lap	241	2:49.639	2 Laps	257	3:07.058	2 Laps
242	2:53.372	1 Lap	58	2:58.597	1 Lap	Lap 19			236	2:52.964	2 Laps	245	2:51.922	2 Laps
240	2:54.314	1:56.500	27	3:10.226	3 Laps	701	2:26.485		412	2:45.936	2 Laps	Lap 22		
333	2:38.267	2:01.211	4	15:59.690	7 Laps	34	2:48.035	2 Laps	2	2:32.488	1:19.268	701	2:28.185	
19	3:07.957	1 Lap	25	2:42.752	1:03.013	11	2:37.349	1 Lap	311	2:42.681	1 Lap	249	2:46.536	3 Laps
11	2:37.455	2:04.600	2	2:32.568	1:05.053	69	3:05.495	3 Laps	44	2:50.197	2 Laps	148	7:16.680	4 Laps
18	2:55.371	1 Lap	249	2:47.622	2 Laps	33	2:32.480	1 Lap	22	2:39.259	2 Laps	50	3:03.689	4 Laps
33	2:33.276	2:19.790							57	3:00.261	3 Laps	19	3:02.768	3 Laps
412	6:10.478	1 Lap							31	3:02.886	2 Laps			



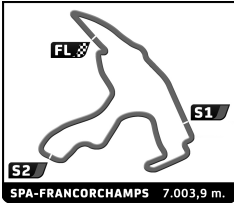
BELCAR ENDURANCE CHAMPIONSHIP
SPA EURO RACE
RACE

Analysis by lap

Lapped

Nr	Lap Time	Gap	Nr	Lap Time	Gap	Nr	Lap Time	Gap	Nr	Lap Time	Gap	Nr	Lap Time	Gap	
333	2:31.913	1 Lap	2	2:31.486	1:33.754	44	2:48.842	3 Laps	325	5:07.301	3 Laps	2	4:31.837	1 Lap	
9	2:54.348	4 Laps	242	2:46.989	2 Laps	236	2:52.396	3 Laps	31	5:13.452	3 Laps	3	2:41.702	1 Lap	
33	2:30.778	1 Lap	14	2:53.551	3 Laps	335	3:05.498	4 Laps	2	4:52.885	4:06.687	242	2:48.697	3 Laps	
142	2:45.761	2 Laps	20	2:46.680	3 Laps	240	2:46.619	3 Laps	235	5:03.565	2 Laps	412	2:48.389	3 Laps	
11	2:33.453	1 Lap	241	2:49.669	2 Laps	69	3:02.362	4 Laps	9	5:02.660	4 Laps	20	2:48.056	4 Laps	
58	3:00.090	2 Laps	27	3:11.323	4 Laps	33	2:31.888	1 Lap	45	5:09.490	10 Laps	14	2:54.770	4 Laps	
15	2:39.378	2 Laps	22	2:39.479	2 Laps	4	3:08.875	9 Laps	34	4:48.757	2 Laps	241	2:51.017	3 Laps	
705	2:32.538	1 Lap	311	2:39.204	1 Lap	19	4:58.988	4 Laps	27	7:37.522	5 Laps	18	2:54.335	10 Laps	
235	2:45.267	2 Laps	3	2:33.692	2:06.079	11	2:33.588	1 Lap	25	5:51.289	1 Lap	21	2:43.415	5 Laps	
16	2:53.295	3 Laps	412	2:46.878	2 Laps	148	2:42.966	4 Laps	16	5:53.704	3 Laps	44	2:46.594	3 Laps	
21	2:45.244	3 Laps	335	3:03.864	3 Laps	705	2:30.901	1 Lap	248	5:50.279	2 Laps	705	2:29.758	1 Lap	
34	2:48.803	2 Laps	44	2:49.012	2 Laps	249	2:46.794	3 Laps	Lap 27			11	2:32.278	1 Lap	
8	2:32.815	1:03.872	Lap 24			245	2:51.891	3 Laps	701	5:45.563	257	3:10.646	5 Laps		
248	2:48.110	2 Laps	701	2:28.494	57	3:00.714	4 Laps	311	5:50.744	2 Laps	240	2:43.964	3 Laps		
27	3:11.146	4 Laps	236	2:53.743	3 Laps	15	2:40.477	2 Laps	58	6:11.470	3 Laps	236	2:52.683	3 Laps	
14	2:53.226	3 Laps	69	3:06.811	4 Laps	8	2:34.251	1:20.228	14	5:31.559	4 Laps	31	5:36.508	4 Laps	
2	2:34.640	1:31.167	4	3:12.508	9 Laps	142	2:45.679	2 Laps	242	5:54.308	3 Laps	148	2:42.906	4 Laps	
242	2:47.474	2 Laps	240	2:42.834	3 Laps	31	3:03.378	3 Laps	412	5:29.690	3 Laps	8	2:34.454	1:36.177	
241	2:49.504	2 Laps	333	2:31.977	1 Lap	325	3:01.311	3 Laps	18	24:54.730	10 Laps	58	4:17.031	3 Laps	
20	2:53.712	3 Laps	25	2:47.407	1 Lap	45	3:11.811	10 Laps	20	5:48.603	4 Laps	142	2:44.713	2 Laps	
335	3:07.498	3 Laps	33	2:33.491	1 Lap	235	2:44.271	2 Laps	3	6:06.936	1 Lap	245	2:52.524	3 Laps	
4	3:10.765	8 Laps	148	2:44.012	4 Laps	9	2:53.415	4 Laps	241	5:43.925	3 Laps	235	2:45.633	2 Laps	
69	3:01.942	3 Laps	57	2:59.508	4 Laps	2	2:32.942	1:42.343	44	5:45.572	5 Laps	34	2:46.557	2 Laps	
22	2:38.178	2 Laps	249	2:47.760	3 Laps	34	2:46.516	2 Laps	257	5:45.572	5 Laps	33	4:00.578	1 Lap	
311	2:41.502	1 Lap	11	2:35.563	1 Lap	16	2:52.944	3 Laps	44	5:10.369	3 Laps	57	2:58.988	4 Laps	
412	2:45.622	2 Laps	31	3:01.358	3 Laps	25	4:15.149	1 Lap	21	9:17.476	5 Laps	15	2:44.101	2 Laps	
3	2:32.791	2:01.286	245	2:52.088	3 Laps	58	2:59.464	2 Laps	705	4:39.726	1 Lap	50	3:03.565	5 Laps	
236	2:53.495	2 Laps	325	3:02.312	3 Laps	248	2:47.813	2 Laps	33	4:44.309	1 Lap	335	3:10.736	4 Laps	
44	2:46.350	2 Laps	705	2:28.816	1 Lap	3	2:34.222	2:18.950	240	4:45.804	3 Laps	Lap 29			
240	2:47.138	2 Laps	45	3:12.269	10 Laps	242	2:46.817	2 Laps	236	4:51.421	3 Laps	701	2:26.593		
25	2:48.738	2:28.749	15	2:39.603	2 Laps	311	2:38.838	1 Lap	11	4:29.146	1 Lap	69	3:02.212	5 Laps	
Lap 23			142	2:45.287	2 Laps	Lap 26			148	4:36.994	4 Laps	19	3:05.996	5 Laps	
701	2:28.899	8	2:33.774	1:13.900	701	2:28.541	4	4:40.504	9 Laps	4	4:40.504	9 Laps	9	2:53.294	5 Laps
57	2:59.094	4 Laps	9	2:54.673	4 Laps	20	2:48.436	4 Laps	142	4:13.112	2 Laps	25	2:40.842	2 Laps	
45	4:54.580	10 Laps	50	3:05.110	4 Laps	241	2:50.263	3 Laps	245	4:21.843	3 Laps	248	2:47.245	3 Laps	
31	3:01.555	3 Laps	235	2:44.204	2 Laps	257	3:11.831	5 Laps	335	5:36.928	4 Laps	249	2:49.032	4 Laps	
333	2:31.187	1 Lap	58	2:58.009	2 Laps	14	2:57.168	4 Laps	57	4:23.679	4 Laps	45	3:08.829	11 Laps	
325	3:01.062	3 Laps	2	2:32.064	1:37.324	412	2:49.676	3 Laps	50	4:28.326	5 Laps	311	2:41.574	2 Laps	
249	2:46.889	3 Laps	16	2:51.753	3 Laps	44	3:04.445	3 Laps	19	4:33.456	4 Laps	2	2:36.669	1 Lap	
148	2:44.589	4 Laps	34	2:49.525	2 Laps	33	3:36.182	1 Lap	69	5:20.074	4 Laps	3	2:36.575	1 Lap	
245	2:52.433	3 Laps	21	2:56.965	3 Laps	236	3:52.093	3 Laps	235	3:30.339	2 Laps	16	2:53.091	4 Laps	
33	2:31.938	1 Lap	248	2:47.087	2 Laps	240	3:45.674	3 Laps	34	3:24.631	2 Laps	325	3:00.995	4 Laps	
11	2:35.203	1 Lap	257	7:06.484	4 Laps	705	3:26.471	1 Lap	15	4:45.639	2 Laps	412	2:46.456	3 Laps	
19	3:04.516	3 Laps	242	2:46.558	2 Laps	335	3:52.432	4 Laps	9	3:36.145	4 Laps	20	2:47.353	4 Laps	
50	3:05.727	4 Laps	3	2:35.066	2:12.651	11	3:48.666	1 Lap	45	3:43.671	10 Laps	242	2:49.325	3 Laps	
142	2:45.319	2 Laps	20	2:47.588	3 Laps	69	4:12.825	4 Laps	25	2:45.847	1 Lap	705	2:31.830	1 Lap	
9	2:54.238	4 Laps	22	2:40.720	2 Laps	148	3:59.938	4 Laps	Lap 28			27	3:04.276	6 Laps	
15	2:39.398	2 Laps	311	2:41.556	1 Lap	4	4:22.972	9 Laps	701	2:29.605	21	2:44.468	5 Laps		
705	2:29.637	1 Lap	241	2:51.908	2 Laps	19	4:44.701	4 Laps	249	5:17.311	4 Laps	44	2:47.283	3 Laps	
235	2:44.374	2 Laps	14	2:55.058	3 Laps	249	4:33.362	3 Laps	248	2:50.103	3 Laps	241	2:50.607	3 Laps	
58	2:59.078	2 Laps	Lap 25			15	4:19.610	2 Laps	325	4:24.235	4 Laps	11	2:31.495	1 Lap	
8	2:33.647	1:08.620	701	2:27.923	245	4:24.024	3 Laps	16	2:54.668	4 Laps	18	2:59.345	10 Laps		
21	2:45.219	3 Laps	412	2:46.162	3 Laps	8	4:15.261	3:06.948	27	3:06.755	6 Laps	240	2:43.587	3 Laps	
16	2:52.904	3 Laps	27	3:11.107	5 Laps	50	6:42.137	5 Laps	311	2:40.762	2 Laps	257	3:10.678	5 Laps	
34	2:46.311	2 Laps	Lap 27			57	4:27.245	4 Laps	8	2:34.469	1:44.053	148	2:43.191	4 Laps	
248	2:46.889	2 Laps	701	2:28.541	142	4:19.512	2 Laps	Lap 28			8	2:34.469	1:44.053		



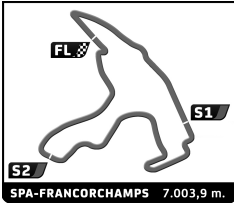


BELCAR ENDURANCE CHAMPIONSHIP
SPA EURO RACE
RACE

Analysis by lap

Lapped

Nr	Lap Time	Gap	Nr	Lap Time	Gap	Nr	Lap Time	Gap	Nr	Lap Time	Gap	Nr	Lap Time	Gap
236	2:54.743	3 Laps	2	2:37.788	1 Lap	240	2:45.979	3 Laps	50	3:08.596	7 Laps	4	22:35.717	16 Laps
31	3:05.616	4 Laps	3	2:38.056	1 Lap	335	3:17.098	5 Laps	705	2:37.163	1 Lap	11	4:45.523	1 Lap
142	2:45.305	2 Laps	311	2:41.500	2 Laps	325	3:02.923	4 Laps	2	2:47.889	1 Lap	236	5:41.683	4 Laps
Lap 30			69	3:00.603	5 Laps	148	2:44.892	4 Laps	3	2:48.492	1 Lap	325	3:24.108	4 Laps
701	2:25.900		705	2:36.959	1 Lap	45	3:12.829	11 Laps	25	2:54.703	2 Laps	412	3:03.716	3 Laps
33	2:39.437	2 Laps	248	2:50.288	3 Laps	27	3:05.645	6 Laps	8	2:50.415	1 Lap	705	3:04.530	4:22.221
58	3:04.342	4 Laps	249	2:51.724	4 Laps	Lap 33			34	3:20.944	3 Laps	15	3:17.839	2 Laps
245	2:53.039	4 Laps	19	3:08.592	5 Laps	701	2:26.817		11	2:55.462	1 Lap	27	3:39.231	6 Laps
235	2:45.420	3 Laps	11	2:40.366	1 Lap	33	2:52.681	2 Laps	257	3:21.167	6 Laps	45	3:37.593	11 Laps
15	2:41.923	3 Laps	16	2:55.179	4 Laps	142	2:48.070	3 Laps	31	3:12.553	5 Laps	16	3:30.143	4 Laps
34	2:48.431	3 Laps	20	2:49.337	4 Laps	236	2:58.074	4 Laps	249	3:03.897	4 Laps	34	5:58.153	3 Laps
57	2:59.095	5 Laps	21	2:47.911	5 Laps	50	3:05.182	7 Laps	248	3:05.009	3 Laps	235	3:25.585	2 Laps
9	2:52.120	5 Laps	242	2:49.428	3 Laps	15	2:44.693	3 Laps	57	3:10.319	5 Laps	2	3:18.861	4:57.883
25	2:42.532	2 Laps	335	3:17.112	5 Laps	412	2:42.638	4 Laps	58	3:13.348	4 Laps	3	3:18.503	4:59.264
69	2:59.589	5 Laps	14	2:57.452	5 Laps	235	2:47.998	3 Laps	20	2:59.151	4 Laps	8	3:15.379	4:59.817
19	3:08.562	5 Laps	44	2:50.622	3 Laps	34	2:49.405	3 Laps	242	3:05.915	3 Laps	25	3:17.375	1 Lap
2	2:40.676	1 Lap	241	2:51.736	3 Laps	2	2:41.611	1 Lap	Lap 35			50	3:42.094	6 Laps
3	2:40.567	1 Lap	240	2:44.819	3 Laps	25	2:49.276	2 Laps	701	2:42.924		311	3:37.849	2 Laps
311	2:43.474	2 Laps	325	3:01.738	4 Laps	705	2:40.970	1 Lap	21	3:20.286	6 Laps	Lap 36		
335	3:16.016	5 Laps	45	3:10.148	11 Laps	3	2:42.844	1 Lap	240	3:00.772	4 Laps	701	5:34.619	
248	2:49.998	3 Laps	27	3:03.858	6 Laps	257	3:13.534	6 Laps	241	3:04.875	4 Laps	33	4:31.363	2 Laps
249	2:50.776	4 Laps	148	2:43.896	4 Laps	245	2:59.588	4 Laps	69	3:18.524	6 Laps	245	5:42.330	4 Laps
705	2:33.159	1 Lap	50	3:04.995	6 Laps	8	2:43.133	1 Lap	44	3:11.929	4 Laps	242	3:18.439	5 Laps
16	2:51.908	4 Laps	236	2:58.673	3 Laps	311	2:43.429	2 Laps	14	3:09.745	6 Laps	31	3:27.842	5 Laps
14	5:29.194	5 Laps	33	2:37.148	1 Lap	31	3:09.996	5 Laps	148	2:59.041	5 Laps	257	4:07.140	6 Laps
412	2:48.994	3 Laps	Lap 32			9	2:57.159	5 Laps	19	3:15.635	6 Laps	249	4:01.590	4 Laps
20	2:48.850	4 Laps	701	2:49.915		11	2:41.091	1 Lap	325	3:13.392	5 Laps	57	3:57.812	5 Laps
242	2:48.926	3 Laps	142	2:48.688	3 Laps	58	3:08.138	4 Laps	33	3:06.438	2 Laps	240	3:41.485	3 Laps
21	2:47.166	5 Laps	15	2:43.114	3 Laps	57	3:02.037	5 Laps	412	2:57.591	4 Laps	9	3:39.957	6 Laps
11	2:38.746	1 Lap	235	2:46.605	3 Laps	248	2:54.197	3 Laps	335	3:27.478	6 Laps	335	5:46.618	6 Laps
45	3:12.998	11 Laps	257	3:13.220	6 Laps	249	2:52.479	4 Laps	142	3:06.617	3 Laps	44	6:52.095	4 Laps
44	2:51.348	3 Laps	412	4:30.456	4 Laps	21	2:47.224	5 Laps	27	3:21.658	7 Laps	69	5:24.440	5 Laps
325	3:03.810	4 Laps	34	2:48.423	3 Laps	20	2:49.930	4 Laps	15	3:06.382	3 Laps	11	4:59.181	1 Lap
241	2:52.182	3 Laps	31	3:07.529	5 Laps	242	2:52.864	3 Laps	705	2:48.216	1 Lap	236	4:57.630	4 Laps
27	3:03.997	6 Laps	245	2:56.091	4 Laps	69	3:09.926	5 Laps	45	3:23.106	12 Laps	142	7:48.600	3 Laps
240	2:43.580	3 Laps	25	2:47.126	2 Laps	16	2:58.011	4 Laps	16	4:33.063	5 Laps	325	4:49.227	4 Laps
8	2:35.467	1:53.620	2	2:42.183	1 Lap	44	2:55.361	3 Laps	235	3:06.753	3 Laps	412	4:49.647	3 Laps
148	2:43.538	4 Laps	3	2:42.005	1 Lap	240	2:51.327	3 Laps	2	2:59.869	1 Lap	241	8:54.926	4 Laps
50	4:35.541	6 Laps	705	2:34.335	1 Lap	241	2:54.728	3 Laps	3	2:59.362	1 Lap	15	4:30.129	2 Laps
236	2:56.357	3 Laps	8	4:19.529	1 Lap	14	3:00.397	5 Laps	25	2:56.599	2 Laps	58	6:03.241	4 Laps
257	3:11.646	5 Laps	311	2:43.253	2 Laps	19	3:09.619	5 Laps	8	2:56.267	1 Lap	20	6:11.758	4 Laps
Lap 31			9	2:55.694	5 Laps	Lap 34			50	3:17.423	7 Laps	27	4:16.427	6 Laps
701	2:28.156		58	3:09.260	4 Laps	701	2:30.714		311	5:57.544	3 Laps	45	4:14.763	11 Laps
142	2:46.686	3 Laps	57	3:01.614	5 Laps	148	2:50.068	5 Laps	245	6:22.240	5 Laps	16	4:15.014	4 Laps
33	2:36.129	2 Laps	11	2:40.253	1 Lap	325	3:06.610	5 Laps	31	3:22.699	5 Laps	34	4:14.956	3 Laps
31	3:05.876	5 Laps	248	2:53.711	3 Laps	335	3:16.767	6 Laps	257	3:27.821	6 Laps	2	4:14.479	3:37.743
15	2:41.400	3 Laps	249	2:52.698	4 Laps	27	3:09.132	7 Laps	249	3:14.370	4 Laps	8	4:13.417	3:38.615
235	2:46.330	3 Laps	69	3:05.788	5 Laps	45	3:13.735	12 Laps	248	3:16.834	3 Laps	50	3:48.296	6 Laps
34	2:46.162	3 Laps	21	2:50.255	5 Laps	33	2:46.280	2 Laps	20	3:10.926	4 Laps	311	3:42.359	2 Laps
245	2:54.123	4 Laps	16	2:55.048	4 Laps	142	2:53.234	3 Laps	57	3:16.190	5 Laps	33	3:41.410	1 Lap
58	3:04.687	4 Laps	20	2:51.509	4 Laps	15	2:49.921	3 Laps	58	3:20.433	4 Laps	242	3:41.160	3 Laps
25	2:43.880	2 Laps	242	2:51.381	3 Laps	412	2:45.975	4 Laps	240	3:09.140	3 Laps	245	3:41.086	4 Laps
9	2:53.695	5 Laps	19	3:08.827	5 Laps	236	3:05.870	4 Laps	9	6:58.260	6 Laps	248	6:26.391	3 Laps
57	2:59.441	5 Laps	14	2:56.675	5 Laps	235	2:55.000	3 Laps	69	3:22.005	5 Laps	Lap 37		
			44	2:52.905	3 Laps				148	3:24.749	4 Laps			
			241	2:50.466	3 Laps				14	3:31.117	5 Laps			




BELCAR ENDURANCE CHAMPIONSHIP
SPA EURO RACE
RACE

Analysis by lap

Lapped

Nr	Lap Time	Gap	Nr	Lap Time	Gap	Nr	Lap Time	Gap	Nr	Lap Time	Gap	Nr	Lap Time	Gap
701	3:47.966		11	3:16.374	1 Lap	311	3:32.533	2 Laps	142	2:57.160	3 Laps	57	3:03.640	5 Laps
31	3:21.129	5 Laps	236	3:16.035	4 Laps	33	3:31.960	1 Lap	412	2:55.116	3 Laps	58	3:02.303	4 Laps
3	4:30.730	1 Lap	142	3:16.268	3 Laps	242	3:32.616	3 Laps	2	2:53.219	52.310	242	2:58.371	3 Laps
148	5:44.900	5 Laps	325	3:19.388	4 Laps	245	3:32.289	4 Laps	235	3:01.814	3 Laps	16	3:00.888	4 Laps
705	5:12.410	1 Lap	412	3:19.423	3 Laps	248	3:32.646	3 Laps	249	3:03.336	4 Laps	31	3:10.362	5 Laps
25	4:39.291	2 Laps	241	3:19.337	4 Laps	21	3:06.481	8 Laps	240	3:01.539	3 Laps	69	3:05.045	5 Laps
14	6:18.416	6 Laps	15	3:19.383	2 Laps	Lap 40			14	3:06.635	6 Laps	44	3:07.675	4 Laps
257	3:28.780	6 Laps	58	3:19.612	4 Laps	701	2:42.849		9	3:05.150	6 Laps	325	3:06.696	4 Laps
249	3:29.352	4 Laps	20	3:19.687	4 Laps	4	2:52.734	1 Lap	34	2:56.084	3 Laps	50	3:04.393	6 Laps
4	6:33.706	17 Laps	27	3:22.219	6 Laps	705	2:48.245	1 Lap	236	3:06.958	4 Laps	148	2:53.692	5 Laps
57	3:29.508	5 Laps	45	3:23.729	11 Laps	3	2:57.753	1 Lap	241	3:00.916	4 Laps	27	3:07.214	6 Laps
9	3:28.517	6 Laps	16	3:23.611	4 Laps	25	2:55.568	2 Laps	20	3:04.332	4 Laps	257	3:16.078	6 Laps
335	3:31.945	6 Laps	34	3:23.703	3 Laps	11	2:53.311	17 Laps	33	2:55.518	1 Lap	245	3:17.651	4 Laps
44	3:23.215	4 Laps	2	3:23.771	1:28.357	4	2:52.734	1 Lap	311	2:54.719	2 Laps	45	3:14.928	11 Laps
240	3:40.434	3 Laps	8	3:23.874	1:29.172	14	3:06.596	6 Laps	57	3:07.383	5 Laps	21	3:07.885	8 Laps
235	5:38.216	3 Laps	50	3:23.628	6 Laps	249	3:06.868	4 Laps	248	2:58.070	3 Laps	335	3:21.129	6 Laps
69	3:35.089	5 Laps	311	3:23.292	2 Laps	9	3:05.913	6 Laps	15	2:57.577	2 Laps			
11	3:34.521	1 Lap	33	3:23.118	1 Lap	235	3:02.637	3 Laps	58	3:04.850	4 Laps			
236	3:34.595	4 Laps	242	3:22.843	3 Laps	142	2:59.033	3 Laps	31	3:12.525	5 Laps			
142	3:34.217	3 Laps	245	3:22.769	4 Laps	240	3:04.068	3 Laps	242	3:00.949	3 Laps			
325	3:43.118	4 Laps	248	3:22.804	3 Laps	148	3:03.818	5 Laps	16	3:03.450	4 Laps			
412	3:42.576	3 Laps	21	17:30.033	8 Laps	44	3:07.255	4 Laps	69	3:10.624	5 Laps			
241	3:42.487	4 Laps	Lap 39			236	3:03.136	4 Laps	44	3:23.773	4 Laps			
15	3:42.206	2 Laps	701	4:33.911		412	3:01.363	3 Laps	325	3:10.163	4 Laps			
58	3:41.287	4 Laps	3	4:34.137	1 Lap	8	2:54.463	38.992	50	3:07.571	6 Laps			
20	3:40.688	4 Laps	705	4:34.495	1 Lap	57	3:13.166	5 Laps	27	3:11.201	6 Laps			
27	3:47.492	6 Laps	31	4:35.780	5 Laps	31	3:19.616	5 Laps	257	3:18.319	6 Laps			
45	3:52.904	11 Laps	25	4:35.102	2 Laps	20	3:01.339	4 Laps	245	3:19.579	4 Laps			
16	3:52.577	4 Laps	14	4:35.004	6 Laps	2	2:58.278	40.701	335	3:22.790	6 Laps			
34	3:52.308	3 Laps	257	4:35.218	6 Laps	34	3:00.459	3 Laps	148	3:47.026	5 Laps			
2	3:51.934	3:41.711	4	4:33.130	17 Laps	241	3:06.353	4 Laps	45	3:19.771	11 Laps			
8	3:51.774	3:42.423	249	4:34.920	4 Laps	58	3:08.311	4 Laps	21	3:06.766	8 Laps			
50	3:51.123	6 Laps	57	4:34.158	5 Laps	69	3:16.148	5 Laps	Lap 42					
311	3:51.007	2 Laps	9	4:32.943	6 Laps	33	3:02.214	1 Lap	701	2:41.083				
33	3:51.027	1 Lap	44	4:33.605	4 Laps	311	3:03.813	2 Laps	705	2:44.966	1 Lap			
242	3:51.065	3 Laps	335	4:35.178	6 Laps	248	3:01.093	3 Laps	11	2:43.137	1 Lap			
245	3:51.219	4 Laps	240	4:33.357	3 Laps	15	3:13.084	2 Laps	25	2:46.871	2 Laps			
248	3:50.832	3 Laps	235	4:32.514	3 Laps	257	3:29.437	6 Laps	4	2:46.916	17 Laps			
Lap 38			148	4:30.659	5 Laps	325	3:16.863	4 Laps	3	2:55.168	1 Lap			
701	5:37.125		11	3:59.748	1 Lap	16	3:13.532	4 Laps	8	2:44.889	51.346			
31	5:31.121	5 Laps	69	4:00.476	5 Laps	242	3:07.586	3 Laps	2	2:42.704	53.931			
3	5:31.378	1 Lap	236	4:00.199	4 Laps	245	3:08.039	4 Laps	412	2:47.091	3 Laps			
705	5:27.297	1 Lap	142	3:59.810	3 Laps	335	3:28.948	6 Laps	142	2:54.937	3 Laps			
25	5:23.021	2 Laps	241	3:48.363	4 Laps	27	3:18.771	6 Laps	240	2:53.373	3 Laps			
14	4:58.745	6 Laps	412	3:49.511	3 Laps	50	3:13.201	6 Laps	249	2:54.990	4 Laps			
257	4:45.191	6 Laps	325	3:50.019	4 Laps	45	3:20.376	11 Laps	235	2:59.400	3 Laps			
249	4:45.131	4 Laps	15	3:49.374	2 Laps	21	3:05.291	8 Laps	34	2:55.876	3 Laps			
4	4:45.912	17 Laps	58	3:48.318	4 Laps	Lap 41			14	3:02.936	6 Laps			
57	4:45.856	5 Laps	20	3:48.050	4 Laps	701	2:41.610		9	3:02.025	6 Laps			
9	4:46.666	6 Laps	27	3:39.132	6 Laps	705	2:43.380	1 Lap	33	2:55.029	1 Lap			
335	4:42.440	6 Laps	16	3:30.877	4 Laps	25	2:49.572	2 Laps	311	2:55.133	2 Laps			
44	4:42.520	4 Laps	34	3:30.769	3 Laps	4	2:49.667	17 Laps	15	2:51.863	2 Laps			
240	4:38.690	3 Laps	2	3:30.826	25.272	11	2:44.006	1 Lap	20	3:00.351	4 Laps			
235	4:38.707	3 Laps	8	3:32.117	27.378	3	2:56.585	1 Lap	241	3:01.358	4 Laps			
148	5:44.899	5 Laps	45	3:34.435	11 Laps	8	2:50.158	47.540	248	2:57.222	3 Laps			
69	3:16.450	5 Laps	50	3:32.695	6 Laps				236	3:02.652	4 Laps			



BELCAR ENDURANCE CHAMPIONSHIP


SPA EURO RACE

RACE

Analysis

							■ Personal Best ■ Session Best ■ Crossing the finish line in pit lane									
Lap	D	Time	Sector 1	Sector 2	Sector 3	Kph	Elapsed	Lap	D	Time	Sector 1	Sector 2	Sector 3	Kph	Elapsed	
2	DVB Racing						Ferrari 458 Challenge									
	1. Frank THIERS						1									
	2. Hans THIERS															
	1	1	2:53.206	48.969	1:20.106	44.131	145.6	2:53.206	10	2	2:45.304	45.741	1:17.879	41.684	152.5	32:31.902
	2	1	4:24.818	1:11.467	2:01.535	1:11.816	95.2	7:18.024	11	2	2:47.193	45.669	1:18.465	43.059	150.8	35:19.095
	3	1	4:29.769	1:20.637	1:57.631	1:11.501	93.5	11:47.793	12	2	4:44.835	2:41.850	1:20.861	42.124	88.5	40:03.930
	4	1	3:59.071	1:10.913	1:46.700	1:01.458	105.5	15:46.864	13	2	2:41.362	45.169	1:15.066	41.127	156.3	42:45.292
	5	1	2:51.102	46.286	1:20.846	43.970	147.4	18:37.966	14	2	2:37.782	44.208	1:12.937	40.637	159.8	45:23.074
	6	1	2:50.498	46.443	1:20.027	44.028	147.9	21:28.464	15	2	2:34.749	43.792	1:11.885	39.072	162.9	47:57.823
	7	1	2:50.428	46.895	1:20.036	43.497	147.9	24:18.892	16	2	2:34.270	43.445	1:11.113	39.712	163.4	50:32.093
	8	1	2:49.164	45.895	1:20.471	42.798	149.1	27:08.056	17	2	2:34.869	43.134	1:11.002	40.733	162.8	53:06.962
	9	2	5:01.909	3:00.338	1:19.301	42.270	83.5	32:09.965	18	2	2:32.830	43.192	1:10.534	39.104	165.0	55:39.792
	10	2	2:35.944	44.159	1:12.535	39.250	161.7	34:45.909	19	2	2:33.460	43.075	1:10.891	39.494	164.3	58:13.252
	11	2	2:32.700	42.553	1:10.959	39.188	165.1	37:18.609	20	2	2:33.046	42.904	1:10.530	39.612	164.7	1:00:46.298
	12	2	2:40.240	43.160	1:14.251	42.829	157.4	39:58.849	21	2	2:32.914	43.215	1:10.877	38.822	164.9	1:03:19.212
	13	2	2:33.052	42.506	1:11.632	38.914	164.7	42:31.901	22	2	2:32.791	42.810	1:10.582	39.399	165.0	1:05:52.003
	14	2	2:31.804	42.470	1:10.598	38.736	166.1	45:03.705	23	2	2:33.692	43.142	1:11.504	39.046	164.1	1:08:25.695
	15	2	2:32.075	42.254	1:09.739	40.082	165.8	47:35.780	24	2	2:35.066	44.667	1:10.827	39.572	162.6	1:11:00.761
	16	2	2:32.526	42.243	1:11.158	39.125	165.3	50:08.306	25	2	2:34.222	43.817	1:10.467	39.938	163.5	1:13:34.983
	17	2	2:32.568	42.064	1:10.942	39.562	165.3	52:40.874	26	1	6:06.936	2:24.159	2:34.522	1:08.255	68.7	1:19:41.919
	18	2	2:31.385	42.707	1:09.879	38.799	166.6	55:12.259	27	1	2:41.702	47.194	1:13.960	40.548	155.9	1:22:23.621
	19	2	2:31.048	41.783	1:10.652	38.613	166.9	57:43.307	28	1	2:36.575	43.525	1:12.451	40.599	161.0	1:25:00.196
	20	2	2:32.488	42.671	1:11.510	38.307	165.4	1:00:15.795	29	1	2:40.567	43.834	1:14.301	42.432	157.0	1:27:40.763
	21	2	2:31.449	41.906	1:10.626	38.917	166.5	1:02:47.244	30	1	2:38.056	43.918	1:13.383	40.755	159.5	1:30:18.819
22	2	2:34.640	42.873	1:12.421	39.346	163.1	1:05:21.884	31	1	2:42.005	44.583	1:15.146	42.276	155.6	1:33:00.824	
23	2	2:31.486	41.990	1:11.133	38.363	166.4	1:07:53.370	32	1	2:42.844	43.676	1:15.507	43.661	154.8	1:35:43.668	
24	2	2:32.064	41.459	1:11.735	38.870	165.8	1:10:25.434	33	1	2:48.492	43.893	1:19.014	45.585	149.6	1:38:32.160	
25	2	2:32.942	41.515	1:10.352	41.075	164.9	1:12:58.376	34	1	2:59.362	47.666	1:24.876	46.820	140.6	1:41:31.522	
26	2	4:52.885	42.562	2:14.132	1:56.191	86.1	1:17:51.261	35	1	3:18.503	49.344	1:34.740	54.419	127.0	1:44:50.025	
27	1	4:31.837	2:37.369	1:14.052	40.416	92.8	1:22:23.098	36	1	4:30.730	2:17.576	1:22.415	50.739	93.1	1:49:20.755	
28	1	2:36.669	43.617	1:12.560	40.492	160.9	1:24:59.767	37	1	5:31.378	1:20.563	2:19.384	1:51.431	76.1	1:54:52.133	
29	1	2:40.676	43.718	1:14.456	42.502	156.9	1:27:40.443	38	1	4:34.137	1:30.178	2:04.015	59.944	92.0	1:59:26.270	
30	1	2:37.788	43.793	1:13.557	40.438	159.8	1:30:18.231	39	1	2:57.753	49.079	1:23.607	45.067	141.8	2:02:24.023	
31	1	2:42.183	43.498	1:16.409	42.276	155.5	1:33:00.414	40	1	2:56.585	49.485	1:22.181	44.919	142.8	2:05:20.608	
32	1	2:41.611	43.675	1:14.609	43.327	156.0	1:35:42.025	41	1	2:55.168	47.229	1:21.773	46.166	143.9	2:08:15.776	
33	1	2:47.889	44.861	1:17.924	45.104	150.2	1:38:29.914									
34	1	2:59.869	48.032	1:24.693	47.144	140.2	1:41:29.783									
35	1	3:18.861	48.726	1:36.168	53.967	126.8	1:44:48.644									
36	1	4:14.479	1:00.425	1:48.806	1:25.248	99.1	1:49:03.123									
37	1	3:51.934	1:23.829	1:34.959	53.146	108.7	1:52:55.057									
38	1	3:23.771	58.931	1:32.363	52.477	123.7	1:56:18.828									
39	1	3:30.826	58.493	1:33.596	58.737	119.6	1:59:49.654									
40	1	2:58.278	48.965	1:24.963	44.350	141.4	2:02:47.932									
41	1	2:53.219	48.571	1:19.638	45.010	145.6	2:05:41.151									
42	1	2:42.704	45.687	1:15.253	41.764	155.0	2:08:23.855									
3	Speedlover						Porsche 991									
	1. Guy VERHEYEN						1									
	2. Vincent DESPRIET															
	1	2	2:54.519	49.465	1:20.026	45.028	144.5	2:54.519								
	2	2	4:24.456	1:10.973	2:01.433	1:12.050	95.3	7:18.975								
	3	2	4:29.895	1:21.232	1:57.093	1:11.570	93.4	11:48.870								
	4	2	3:59.443	1:11.602	1:45.717	1:02.124	105.3	15:48.313								
	5	2	2:50.364	46.335	1:19.645	44.384	148.0	18:38.677								
	6	2	2:49.206	46.230	1:19.872	43.104	149.0	21:27.883								
	7	2	2:46.510	45.984	1:17.881	42.645	151.4	24:14.393								
	8	2	2:46.498	45.593	1:17.928	42.977	151.4	27:00.891								
	9	2	2:45.707	45.590	1:18.079	42.038	152.2	29:46.598								
4	Domec Racing						Radical SR5									
	1. Philip DANIELS						2									
	2. GIAVEDONO															
	1	1	3:09.404	55.159	1:22.248	51.997	133.1	3:09.404								
	2	1	13:15.577	...	1:32.349	1:07.661	31.7	16:24.981								
	3	1	3:02.931	54.140	1:22.070	46.721	137.8	19:27.912								
	4	1	2:55.908	49.944	1:20.452	45.512	143.3	22:23.820								
	5	1	2:52.528	48.748	1:20.043	43.737	146.1	25:16.348								
	6	1	2:56.828	50.803	1:21.297	44.728	142.6	28:13.176								
	7	1	2:49.465	48.440	1:17.868	43.157	148.8	31:02.641								
	8	1	2:46.196	48.252	1:15.887	42.057	151.7	33:48.837								
	9	1	2:47.553	49.711	1:14.878	42.964	150.5	36:36.390								
10	2	15:59.690	...	1:35.560	54.100	26.3	52:36.080									
11	2	3:17.074	59.200	1:27.340	50.534	127.9	55:53.154									
12	2	3:18.508	58.043	1:28.758	51.707	127.0	59:11.662									
13	2	3:15.986	58.316	1:26.079	51.591	128.7	1:02:27.648									
14	2	3:10.765	57.193	1:25.157	48.415	132.2	1:05:38.413									
15	2	3:12.508	56.465	1:26.216	49.827	131.0	1:08:50.921									
16	2	3:08.875	56.015	1:23.463	49.397	133.5	1:11:59.796									
17	2	4:22.972	56.377	1:36.218	1:50.377	95.9	1:16:22.768									
18	2	4:40.504	2:14.606	1:35.072	50.826	89.9	1:21:03.272									
19	2	22:35.717	...	1:26.747	1:04.525	18.6	1:43:38.989									
20	2	6:33.706	4:07.270	1:32.479	53.957	64.0	1:50:12.695									
21	2	4:45.912	59.187	1:53.960	1:52.765	88.2	1:54:58.607									
22	2	4:33.130	1:30.127	2:03.253	59.750	92.3	1:59:31.737									





BELCAR ENDURANCE CHAMPIONSHIP

SPA EURO RACE


RACE

Analysis

■ Personal Best
 ■ Session Best
 ■ Crossing the finish line in pit lane

Lap	D	Time	Sector 1	Sector 2	Sector 3	Kph	Elapsed	Lap	D	Time	Sector 1	Sector 2	Sector 3	Kph	Elapsed
23	2	2:53.311	49.921	1:18.476	44.914	145.5	2:02:25.048	7	1	3:09.344	54.368	1:26.996	47.980	133.2	25:51.652
24	2	2:49.667	49.442	1:16.956	43.269	148.6	2:05:14.715	8	1	3:06.469	53.113	1:25.177	48.179	135.2	28:58.121
25	2	2:46.916	48.676	1:15.538	42.702	151.1	2:08:01.631	9	1	3:05.094	52.988	1:24.487	47.619	136.2	32:03.215
8 Mext Racing Porsche 991 1.Koen WAUTERS 2.Xavier STEVENS 3.Kris WAUTERS								11 Bas Koeten Racing Wolf GB08 1.Thomas PIESSENS 2.Sven VAN LAERE							
1	1	2:46.739	47.319	1:17.282	42.138	151.2	2:46.739	1	1	3:10.209	57.699	1:23.749	48.761	132.6	3:10.209
2	1	4:29.672	1:15.776	2:02.296	1:11.600	93.5	7:16.411	2	1	5:41.289	1:01.403			73.9	8:51.498
3	1	4:30.220	1:20.469	1:58.054	1:11.697	93.3	11:46.631	3	1	4:25.975	2:24.137	1:18.188	43.650	94.8	13:17.473
4	1	3:58.788	1:10.519	1:47.654	1:00.615	105.6	15:45.419	4	1	3:09.872	48.978	1:18.385	1:02.509	132.8	16:27.345
5	1	2:45.147	44.878	1:17.560	42.709	152.7	18:30.566	5	1	2:57.078	51.115	1:21.123	44.840	142.4	19:24.423
6	1	2:44.854	45.039	1:17.771	42.044	152.9	21:15.420	6	1	2:47.746	48.444	1:16.981	42.321	150.3	22:12.169
7	1	2:44.314	44.789	1:18.027	41.498	153.5	23:59.734	7	1	2:50.002	48.711	1:18.982	42.309	148.3	25:02.171
8	1	2:45.504	44.293	1:18.200	43.011	152.3	26:45.238	8	1	2:47.933	47.660	1:18.473	41.800	150.1	27:50.104
9	1	2:43.883	44.638	1:17.760	41.485	153.9	29:29.121	9	1	2:45.225	46.529	1:15.030	43.666	152.6	30:35.329
10	1	2:43.251	44.665	1:16.627	41.959	154.5	32:12.372	10	1	2:44.769	47.171	1:15.898	41.700	153.0	33:20.098
11	1	2:43.733	45.434	1:16.996	41.303	154.0	34:56.105	11	1	2:44.693	47.619	1:14.498	42.576	153.1	36:04.791
12	2	4:04.296	2:07.760	1:15.804	40.732	103.2	39:00.401	12	1	2:42.571	46.179	1:14.518	41.874	155.1	38:47.362
13	2	2:39.214	44.278	1:14.533	40.403	158.4	41:39.615	13	2	4:40.814	2:42.222	1:16.516	42.076	89.8	43:28.176
14	2	2:39.057	44.383	1:13.566	41.108	158.5	44:18.672	14	2	2:38.991	47.244	1:11.996	39.751	158.6	46:07.167
15	2	2:38.714	43.402	1:15.280	40.032	158.9	46:57.386	15	2	2:37.455	44.863	1:13.298	39.294	160.1	48:44.622
16	2	2:33.555	43.039	1:10.757	39.759	164.2	49:30.941	16	2	2:36.865	45.033	1:11.943	39.889	160.7	51:21.487
17	2	2:33.734	44.121	1:10.850	38.763	164.0	52:04.675	17	2	2:33.311	44.967	1:09.328	39.016	164.5	53:54.798
18	2	2:34.433	42.906	1:11.698	39.829	163.3	54:39.108	18	2	2:37.349	45.550	1:10.848	40.951	160.2	56:32.147
19	2	2:35.425	42.623	1:13.321	39.481	162.2	57:14.533	19	2	2:37.160	44.816	1:11.158	41.186	160.4	59:09.307
20	2	2:33.148	42.649	1:10.742	39.757	164.6	59:47.681	20	2	2:39.689	44.653	1:12.183	42.853	157.9	1:01:48.996
21	2	2:34.093	42.940	1:11.068	40.085	163.6	1:02:21.774	21	2	2:33.453	44.693	1:09.340	39.420	164.3	1:04:22.449
22	2	2:32.815	42.703	1:11.330	38.782	165.0	1:04:54.589	22	2	2:35.203	45.454	1:09.616	40.133	162.5	1:06:57.652
23	2	2:33.647	43.079	1:11.998	38.570	164.1	1:07:28.236	23	2	2:35.563	44.618	1:09.489	41.456	162.1	1:09:33.215
24	2	2:33.774	43.180	1:10.654	39.940	164.0	1:10:02.010	24	2	2:33.588	44.576	1:09.185	39.827	164.2	1:12:06.803
25	2	2:34.251	42.871	1:11.516	39.864	163.5	1:12:36.261								
26	2	4:15.261	42.618	1:29.086	2:03.557	98.8	1:16:51.522								
27	2	4:09.943	2:13.575	1:13.265	43.103	100.9	1:21:01.465								
28	2	2:34.454	43.179	1:12.283	38.992	163.2	1:23:35.919								
29	2	2:34.469	43.078	1:11.140	40.251	163.2	1:26:10.388								
30	2	2:35.467	43.656	1:12.294	39.517	162.2	1:28:45.855								
31	3	4:19.529	2:14.858	1:20.486	44.185	97.2	1:33:05.384								
32	3	2:43.133	44.633	1:16.342	42.158	154.6	1:35:48.517								
33	3	2:50.415	45.310	1:20.868	44.237	148.0	1:38:38.932								
34	3	2:56.267	47.748	1:22.942	45.577	143.0	1:41:35.199								
35	3	3:15.379	46.984	1:33.973	54.422	129.1	1:44:50.578								
36	3	4:13.417	59.166	1:48.821	1:25.430	99.5	1:49:03.995								
37	3	3:51.774	1:23.509	1:34.911	53.354	108.8	1:52:55.769								
38	3	3:23.874	58.870	1:32.196	52.808	123.7	1:56:19.643								
39	3	3:32.117	58.802	1:33.287	1:00.028	118.9	1:59:51.760								
40	3	2:54.463	47.840	1:22.691	43.932	144.5	2:02:46.223								
41	3	2:50.158	45.758	1:21.114	43.286	148.2	2:05:36.381								
42	3	2:44.889	45.440	1:17.527	41.922	152.9	2:08:21.270								
9 Yokohama Power Racing Ford Mustang 1.Olivier HERMANS 2.Chris VAN WOENSEL															
1	1	3:50.901	1:13.632	1:35.976	1:01.293	109.2	3:50.901								
2	1	4:05.274	1:11.321	1:59.414	54.539	102.8	7:56.175								
3	1	4:21.516	1:07.876	2:02.376	1:11.264	96.4	12:17.691								
4	1	3:55.661	1:08.963	1:39.570	1:07.128	107.0	16:13.352								
5	1	3:17.596	55.790	1:30.107	51.699	127.6	19:30.948								
6	1	3:11.360	54.446	1:27.741	49.173	131.8	22:42.308								





BELCAR ENDURANCE CHAMPIONSHIP

SPA EURO RACE

RACE

Analysis


■ Personal Best
 ■ Session Best
 ■ Crossing the finish line in pit lane

Lap	D	Time	Sector 1	Sector 2	Sector 3	Kph	Elapsed	Lap	D	Time	Sector 1	Sector 2	Sector 3	Kph	Elapsed
25	2	3:48.666	45.308	1:15.769	1:47.589	110.3	1:15:55.469								
26	2	4:29.146	2:11.372	1:38.642	39.132	93.7	1:20:24.615								
27	2	2:32.278	44.521	1:08.811	38.946	165.6	1:22:56.893								
28	2	2:31.495	43.677	1:08.442	39.376	166.4	1:25:28.388								
29	2	2:38.746	44.689	1:12.528	41.529	158.8	1:28:07.134								
30	2	2:40.366	46.227	1:13.155	40.984	157.2	1:30:47.500								
31	2	2:40.253	45.928	1:11.385	42.940	157.3	1:33:27.753								
32	2	2:41.091	44.866	1:13.908	42.317	156.5	1:36:08.844								
33	2	2:55.462	46.579	1:20.059	48.824	143.7	1:39:04.306								
34	1	4:45.523	2:25.513	1:27.811	52.199	88.3	1:43:49.829								
35	1	4:59.181	1:12.676	2:23.354	1:23.151	84.3	1:48:49.010								
36	1	3:34.521	1:13.543	1:29.022	51.956	117.5	1:52:23.531								
37	1	3:16.374	56.681	1:28.594	51.099	128.4	1:55:39.905								
38	1	3:59.748	1:00.221	1:59.674	59.853	105.2	1:59:39.653								
39	1	2:52.734	50.056	1:20.644	42.034	146.0	2:02:32.387								
40	1	2:44.006	46.640	1:15.973	41.393	153.7	2:05:16.393								
41	1	2:43.137	46.352	1:15.095	41.690	154.6	2:07:59.530								

Lap	D	Time	Sector 1	Sector 2	Sector 3	Kph	Elapsed
1	1	3:47.259	1:13.211	1:34.791	59.257	110.9	3:47.259
2	1	4:03.139	1:12.552	1:58.440	52.147	103.7	7:50.398
3	1	4:24.959	1:11.974	2:01.770	1:11.215	95.2	12:15.357
4	1	3:55.450	1:09.095	1:40.521	1:05.834	107.1	16:10.807
5	1	3:13.157	54.781	1:28.114	50.262	130.5	19:23.964
6	1	3:10.526	54.383	1:27.609	48.534	132.3	22:34.490
7	1	3:07.533	53.387	1:26.147	47.999	134.5	25:42.023
8	1	3:05.609	52.950	1:25.075	47.584	135.8	28:47.632
9	1	3:03.877	52.730	1:23.334	47.813	137.1	31:51.509
10	2	7:20.304	5:12.429	1:21.541	46.334	57.3	39:11.813
11	2	2:55.262	52.159	1:18.188	44.915	143.9	42:07.075
12	2	2:54.571	51.004	1:18.609	44.958	144.4	45:01.646
13	2	2:53.135	51.397	1:17.153	44.585	145.6	47:54.781
14	2	2:56.828	51.176	1:17.987	47.665	142.6	50:51.609
15	2	2:54.494	52.148	1:17.848	44.498	144.5	53:46.103
16	2	2:55.197	50.810	1:18.052	46.335	143.9	56:41.300
17	2	2:53.155	51.124	1:17.531	44.500	145.6	59:34.455
18	2	2:53.406	50.647	1:17.455	45.304	145.4	1:02:27.861
19	2	2:53.226	51.120	1:17.411	44.695	145.6	1:05:21.087
20	2	2:53.551	51.267	1:17.752	44.532	145.3	1:08:14.638
21	2	2:55.058	50.805	1:18.608	45.645	144.0	1:11:09.696
22	2	2:57.168	50.667	1:18.175	48.326	142.3	1:14:06.864
23	2	5:31.559	1:45.586	2:37.446	1:08.527	76.0	1:19:38.423
24	2	2:54.770	52.045	1:18.107	44.618	144.3	1:22:33.193
25	1	5:29.194	3:20.914	1:22.862	45.418	76.6	1:28:02.387
26	1	2:57.452	52.122	1:20.143	45.187	142.1	1:30:59.839
27	1	2:56.675	51.524	1:19.896	45.255	142.7	1:33:56.514
28	1	3:00.397	51.761	1:22.175	46.461	139.8	1:36:56.911
29	1	3:09.745	52.347	1:28.048	49.350	132.9	1:40:06.656
30	1	3:31.117	55.671	1:31.294	1:04.152	119.4	1:43:37.773
31	1	6:18.416	3:59.028	1:29.607	49.781	66.6	1:49:56.189
32	1	4:58.745	55.696	2:11.404	1:51.645	84.4	1:54:54.934
33	1	4:35.004	1:30.213	2:03.419	1:01.372	91.7	1:59:29.938
34	1	3:06.596	54.027	1:24.931	47.638	135.1	2:02:36.534
35	1	3:06.635	53.234	1:26.144	47.257	135.1	2:05:43.169
36	1	3:02.936	52.873	1:22.683	47.380	137.8	2:08:46.105

Lap	D	Time	Sector 1	Sector 2	Sector 3	Kph	Elapsed
1	1	3:18.606	59.124	1:28.229	51.253	127.0	3:18.606
2	1	4:08.117	1:18.313	1:51.327	58.477	101.6	7:26.723
3	1	4:28.465	1:21.175	1:56.918	1:10.372	93.9	11:55.188
4	1	4:00.411	1:12.222	1:43.498	1:04.691	104.9	15:55.599
5	1	3:00.308	50.433	1:23.650	46.225	139.8	18:55.907
6	1	3:03.626	50.563	1:23.422	49.641	137.3	21:59.533
7	1	2:58.867	49.387	1:24.663	44.817	141.0	24:58.400
8	1	2:56.835	51.788	1:20.862	44.185	142.6	27:55.235
9	1	2:51.372	47.393	1:19.531	44.448	147.1	30:46.607
10	1	2:53.951	47.711	1:20.986	45.254	144.9	33:40.558
11	1	6:26.712	4:20.357	1:22.988	43.367	65.2	40:07.270
12	1	2:47.224	46.600	1:18.509	42.115	150.8	42:54.494
13	1	2:44.093	46.085	1:15.914	42.094	153.7	45:38.587
14	1	2:45.792	46.422	1:16.581	42.789	152.1	48:24.379
15	1	2:42.493	46.059	1:15.528	40.906	155.2	51:06.872
16	1	2:39.658	45.209	1:13.715	40.734	157.9	53:46.530
17	1	2:40.941	45.346	1:14.458	41.137	156.7	56:27.471
18	1	2:41.532	45.500	1:14.532	41.500	156.1	59:09.003
19	1	2:41.906	45.718	1:14.104	42.084	155.7	1:01:50.909
20	1	2:39.378	45.136	1:13.621	40.621	158.2	1:04:30.287
21	1	2:39.398	45.016	1:13.770	40.612	158.2	1:07:09.685
22	1	2:39.603	45.222	1:13.856	40.525	158.0	1:09:49.288
23	1	2:40.477	45.120	1:14.035	41.322	157.1	1:12:29.765
24	1	4:19.610	45.848	1:30.230	2:03.532	97.1	1:16:49.375
25	2	4:45.639	2:45.562	1:17.374	42.703	88.3	1:21:35.014
26	2	2:44.101	45.676	1:17.014	41.411	153.7	1:24:19.115
27	2	2:41.923	45.237	1:14.806	41.880	155.7	1:27:01.038
28	2	2:41.400	45.471	1:14.716	41.213	156.2	1:29:42.438
29	2	2:43.114	45.826	1:15.197	42.091	154.6	1:32:25.552
30	2	2:44.693	45.878	1:15.904	42.911	153.1	1:35:10.245
31	2	2:49.921	45.517	1:20.113	44.291	148.4	1:38:00.166
32	2	3:06.382	50.249	1:26.776	49.357	135.3	1:41:06.548
33	2	3:17.839	52.284	1:33.935	51.620	127.4	1:44:24.387
34	2	4:30.129	54.299	2:12.083	1:23.747	93.3	1:48:54.516
35	2	3:42.206	1:21.221	1:29.856	51.129	113.5	1:52:36.722
36	2	3:19.383	58.647	1:29.998	50.738	126.5	1:55:56.105
37	2	3:49.374	56.776	1:52.040	1:00.558	109.9	1:59:45.479
38	2	3:13.084	53.146	1:29.928	50.010	130.6	2:02:58.563
39	2	2:57.577	49.888	1:22.837	44.852	142.0	2:05:56.140
40	2	2:51.863	47.645	1:20.579	43.639	146.7	2:08:48.003

Lap	D	Time	Sector 1	Sector 2	Sector 3	Kph	Elapsed
1	3	3:25.731	1:01.087	1:28.607	56.037	122.6	3:25.731
2	3	4:04.831	1:15.045	1:49.987	59.799	103.0	7:30.562
3	3	4:29.087	1:20.160	1:57.721	1:11.206	93.7	11:59.649
4	3	3:58.186	1:11.076	1:43.628	1:03.482	105.9	15:57.835
5	3	3:02.595	51.458	1:24.070	47.067	138.1	19:00.430
6	3	3:00.930	50.860	1:23.877	46.193	139.4	22:01.360
7	3	3:00.469	50.688	1:23.313	46.468	139.7	25:01.829
8	3	2:57.572	50.483	1:22.098	44.991	142.0	27:59.401
9	3	2:54.400	49.571	1:20.054	44.775	144.6	30:53.801
10	2	6:04.827	3:45.368	1:29.927	49.532	69.1	36:58.628
11	2	3:05.135	53.053	1:23.861	48.221	136.2	40:03.763



BELCAR ENDURANCE CHAMPIONSHIP

SPA EURO RACE

RACE

Analysis

■ Personal Best
 ■ Session Best
 ■ Crossing the finish line in pit lane


Lap	D	Time	Sector 1	Sector 2	Sector 3	Kph	Elapsed	Lap	D	Time	Sector 1	Sector 2	Sector 3	Kph	Elapsed
12	2	3:31.369	1:22.115	1:22.978	46.276	119.3	43:35.132	6	2	3:24.946	59.435	1:32.953	52.558	123.0	23:30.172
13	2	2:55.564	50.892	1:19.103	45.569	143.6	46:30.696	7	2	3:19.245	58.278	1:30.050	50.917	126.5	26:49.417
14	2	3:40.197	1:34.598	1:19.782	45.817	114.5	50:10.893	8	2	3:15.529	56.472	1:30.164	48.893	129.0	30:04.946
15	2	2:56.119	49.727	1:20.813	45.579	143.2	53:07.012	9	2	3:09.422	55.316	1:25.188	48.918	133.1	33:14.368
16	2	2:55.551	50.503	1:20.076	44.972	143.6	56:02.563	10	2	3:07.709	55.619	1:24.324	47.766	134.3	36:22.077
17	2	2:53.858	49.570	1:19.374	44.914	145.0	58:56.421	11	2	3:05.002	54.349	1:23.396	47.257	136.3	39:27.079
18	2	2:54.567	50.462	1:19.099	45.006	144.4	1:01:50.988	12	2	3:03.611	53.928	1:22.369	47.314	137.3	42:30.690
19	2	2:53.295	49.488	1:19.426	44.381	145.5	1:04:44.283	13	2	3:03.304	53.583	1:22.501	47.220	137.6	45:33.994
20	2	2:52.904	49.306	1:18.396	45.202	145.8	1:07:37.187	14	2	3:07.957	53.224	1:26.798	47.935	134.1	48:41.951
21	2	2:51.753	49.580	1:17.781	44.392	146.8	1:10:28.940	15	2	3:05.198	54.264	1:22.836	48.098	136.1	51:47.149
22	2	2:52.944	49.559	1:18.570	44.815	145.8	1:13:21.884	16	2	3:03.816	53.400	1:22.961	47.455	137.2	54:50.965
23	2	5:53.704	1:12.379	2:44.508	1:56.817	71.3	1:19:15.588	17	2	3:02.942	53.138	1:22.875	46.929	137.8	57:53.907
24	2	2:54.668	50.134	1:20.086	44.448	144.4	1:22:10.256	18	2	3:03.261	52.922	1:23.069	47.270	137.6	1:00:57.168
25	2	2:53.091	49.915	1:18.751	44.425	145.7	1:25:03.347	19	2	3:02.768	53.449	1:21.810	47.509	138.0	1:03:59.936
26	2	2:51.908	49.074	1:17.837	44.997	146.7	1:27:55.255	20	2	3:04.516	54.768	1:21.775	47.973	136.7	1:07:04.452
27	2	2:55.179	50.064	1:19.596	45.519	143.9	1:30:50.434	21	1	4:58.988	2:46.367	1:24.244	48.377	84.3	1:12:03.440
28	2	2:55.048	50.009	1:19.121	45.918	144.0	1:33:45.482	22	1	4:44.701	54.072	1:47.123	2:03.506	88.6	1:16:48.141
29	2	2:58.011	49.743	1:20.774	47.494	141.6	1:36:43.493	23	1	4:33.456	2:20.534	1:26.155	46.767	92.2	1:21:21.597
30	3	4:33.063	2:12.932	1:29.973	50.158	92.3	1:41:16.556	24	1	3:05.996	54.839	1:23.202	47.955	135.6	1:24:27.593
31	3	3:30.143	53.415	1:40.646	56.082	120.0	1:44:46.699	25	1	3:08.562	57.301	1:23.350	47.911	133.7	1:27:36.155
32	3	4:15.014	1:00.810	1:48.856	1:25.348	98.9	1:49:01.713	26	1	3:08.592	53.656	1:26.866	48.070	133.7	1:30:44.747
33	3	3:52.577	1:24.129	1:35.220	53.228	108.4	1:52:54.290	27	1	3:08.827	54.929	1:25.083	48.815	133.5	1:33:53.574
34	3	3:23.611	58.631	1:32.059	52.921	123.8	1:56:17.901	28	1	3:09.619	55.315	1:25.658	48.646	133.0	1:37:03.193
35	3	3:30.877	58.825	1:32.842	59.210	119.6	1:59:48.778	29	1	3:15.635	55.447	1:29.187	51.001	128.9	1:40:18.828
36	3	3:13.532	53.656	1:29.385	50.491	130.3	2:03:02.310								
37	3	3:03.450	52.588	1:23.318	47.544	137.4	2:06:05.760								
38	3	3:00.888	51.019	1:23.166	46.703	139.4	2:09:06.648								

18		DVB Racing		KTM X-Bow			
		1. Xavier MEZQUITA		3			
		2. Reiner WEISSHAUPT					
1	2	3:28.664	1:03.671	1:29.216	55.777	120.8	3:28.664
2	2	4:04.100	1:14.717	1:49.243	1:00.140	103.3	7:32.764
3	2	4:28.852	1:20.644	1:57.447	1:10.761	93.8	12:01.616
4	2	3:57.374	1:11.367	1:43.334	1:02.673	106.2	15:58.990
5	2	2:59.718	49.378	1:24.532	45.808	140.3	18:58.708
6	2	2:57.158	49.419	1:21.980	45.759	142.3	21:55.866
7	2	2:54.169	49.267	1:20.464	44.438	144.8	24:50.035
8	2	2:52.710	48.641	1:19.481	44.588	146.0	27:42.745
9	2	2:52.230	48.342	1:19.080	44.808	146.4	30:34.975
10	2	2:54.148	49.287	1:19.463	45.398	144.8	33:29.123
11	1	6:40.091	4:22.677	1:30.996	46.418	63.0	40:09.214
12	1	2:55.574	49.009	1:21.990	44.575	143.6	43:04.788
13	1	2:52.450	47.763	1:20.267	44.420	146.2	45:57.238
14	1	2:55.371	48.758	1:22.345	44.268	143.8	48:52.609
15	1	2:54.065	48.208	1:21.075	44.782	144.9	51:46.674
16	1	2:58.508	48.034	1:22.469	48.005	141.2	54:45.182
17	2	24:54.730	...	2:36.204	1:07.924	16.9	1:19:39.912
18	2	2:54.335	51.549	1:17.639	45.147	144.6	1:22:34.247
19	2	2:59.345	53.689	1:19.538	46.118	140.6	1:25:33.592

19		van der Horst Motorsport		BMW Clubsport			
		1. Steven DEWULF		5			
		2. Jeromy HESSELS					
1	2	3:56.217	1:23.261	1:36.495	56.461	106.7	3:56.217
2	2	4:59.849	2:24.351	1:39.888	55.610	84.1	8:56.066
3	2	3:32.038	1:00.639	1:37.667	53.732	118.9	12:28.104
4	2	3:57.166	1:09.884	1:37.961	1:09.321	106.3	16:25.270
5	2	3:39.956	59.067	1:35.834	1:05.055	114.6	20:05.226

20		Domec Racing		Radical RXC			
		1. Jean-Marc Bourdouch		3			
		2. Marc Hallaert					
1	2	3:21.963	1:00.414	1:28.770	52.779	124.8	3:21.963
2	2	4:06.986	1:17.386	1:50.209	59.391	102.1	7:28.949
3	2	4:28.793	1:20.678	1:57.097	1:11.018	93.8	11:57.742
4	2	3:58.596	1:11.565	1:42.990	1:04.041	105.7	15:56.338
5	2	3:04.171	50.560	1:25.804	47.807	136.9	19:00.509
6	2	2:57.719	48.920	1:23.065	45.734	141.9	21:58.228
7	2	2:57.119	48.201	1:24.762	44.156	142.4	24:55.347
8	2	2:53.052	48.735	1:20.228	44.089	145.7	27:48.399
9	2	2:55.414	48.006	1:22.054	45.354	143.7	30:43.813
10	1	5:09.360	2:52.339	1:30.726	46.295	81.5	35:53.173
11	1	2:49.904	47.755	1:18.508	43.641	148.4	38:43.077
12	1	2:47.813	47.307	1:17.305	43.201	150.3	41:30.890
13	1	2:48.736	47.671	1:17.255	43.810	149.4	44:19.626
14	1	2:50.019	50.965	1:16.898	42.156	148.3	47:09.645
15	1	2:48.025	45.921	1:19.658	42.446	150.1	49:57.670
16	1	3:15.412	46.381	1:16.191	1:12.840	129.0	53:13.082
17	1	6:34.516	4:31.099	1:19.387	44.030	63.9	59:47.598
18	1	2:47.766	47.933	1:16.508	43.325	150.3	1:02:35.364
19	1	2:53.712	47.868	1:22.512	43.332	145.1	1:05:29.076
20	1	2:46.680	46.928	1:15.622	44.130	151.3	1:08:15.756
21	1	2:47.588	46.727	1:17.058	43.803	150.5	1:11:03.344
22	1	2:48.436	47.361	1:17.488	43.587	149.7	1:13:51.780
23	1	5:48.603	1:38.259	2:50.192	1:20.152	72.3	1:19:40.383
24	1	2:48.056	49.141	1:16.546	42.369	150.0	1:22:28.439
25	1	2:47.353	47.288	1:16.532	43.533	150.7	1:25:15.792
26	1	2:48.850	47.174	1:17.129	44.547	149.3	1:28:04.642
27	1	2:49.337	47.616	1:16.885	44.836	148.9	1:30:53.979
28	1	2:51.509	46.771	1:19.135	45.603	147.0	1:33:45.488
29	1	2:49.930	47.121	1:18.842	43.967	148.4	1:36:35.418
30	1	2:59.151	47.742	1:23.520	47.889	140.7	1:39:34.569






BELCAR ENDURANCE CHAMPIONSHIP

SPA EURO RACE

RACE

Analysis

							Personal Best		Session Best		B Crossing the finish line in pit lane				
Lap	D	Time	Sector 1	Sector 2	Sector 3	Kph	Elapsed	Lap	D	Time	Sector 1	Sector 2	Sector 3	Kph	Elapsed
31	1	3:10.926	52.169	1:27.002	51.755	132.1	1:42:45.495								
32	1	6:11.758	2:53.082	1:54.431	1:24.245	67.8	1:48:57.253								
33	1	3:40.688	1:21.263	1:28.583	50.842	114.3	1:52:37.941								
34	1	3:19.687	58.251	1:30.261	51.175	126.3	1:55:57.628								
35	1	3:48.050	56.292	1:52.889	58.869	110.6	1:59:45.678								
36	1	3:01.339	50.490	1:23.743	47.106	139.0	2:02:47.017								
37	1	3:04.332	50.725	1:25.850	47.757	136.8	2:05:51.349								
38	1	3:00.351	50.894	1:23.338	46.119	139.8	2:08:51.700								
21 Comparex Racing by EMG Motorsport BMW M3 GTR 4															
1. Steve VANBELLINGEN															
2. Wiebe WIJZES															
1	2	3:17.353	56.568	1:27.328	53.457	127.8	3:17.353								
2	2	4:07.286	1:17.349	1:51.980	57.957	102.0	7:24.639								
3	2	4:29.014	1:20.851	1:56.949	1:11.214	93.7	11:53.653								
4	2	3:59.966	1:11.534	1:44.460	1:03.972	105.1	15:53.619								
5	2	3:01.520	51.435	1:24.299	45.786	138.9	18:55.139								
6	2	3:00.883	50.157	1:23.550	47.176	139.4	21:56.022								
7	2	3:04.814	50.311	1:27.043	47.460	136.4	25:00.836								
8	2	3:08.999	50.643	1:28.414	49.942	133.4	28:09.835								
9	2	6:38.328	4:30.418	1:23.042	44.868	63.3	34:48.163								
10	2	2:46.588	48.239	1:15.426	42.923	151.4	37:34.751								
11	2	2:44.737	47.096	1:14.224	43.417	153.1	40:19.488								
12	2	2:43.844	46.396	1:14.887	42.561	153.9	43:03.332								
13	2	2:39.940	45.790	1:13.234	40.916	157.6	45:43.272								
14	2	2:41.552	46.280	1:13.788	41.484	156.1	48:24.824								
15	2	2:43.154	48.117	1:13.741	41.296	154.5	51:07.978								
16	2	2:40.271	45.744	1:13.339	41.188	157.3	53:48.249								
17	1	5:32.223	3:32.220	1:17.473	42.530	75.9	59:20.472								
18	1	2:45.728	47.681	1:15.899	42.148	152.1	1:02:06.200								
19	1	2:45.244	46.985	1:16.452	41.807	152.6	1:04:51.444								
20	1	2:45.219	46.765	1:15.223	43.231	152.6	1:07:36.663								
21	1	2:56.965	46.588	1:27.218	43.159	142.5	1:10:33.628								
22	1	9:17.476	6:19.729	2:14.406	43.341	45.2	1:19:51.104								
23	1	2:43.415	46.167	1:15.470	41.778	154.3	1:22:34.519								
24	1	2:44.468	47.157	1:14.843	42.468	153.3	1:25:18.987								
25	1	2:47.166	46.137	1:17.406	43.623	150.8	1:28:06.153								
26	1	2:47.911	47.470	1:16.789	43.652	150.2	1:30:54.064								
27	1	2:50.255	46.919	1:19.158	44.178	148.1	1:33:44.319								
28	1	2:47.224	46.903	1:16.572	43.749	150.8	1:36:31.543								
29	1	3:20.286	46.772	1:30.579	1:02.935	125.9	1:39:51.829								
30	1	17:30.033	...	1:30.537	48.755	24.0	1:57:21.862								
31	1	3:06.481	52.821	1:25.582	48.078	135.2	2:00:28.343								
32	1	3:05.291	51.748	1:25.587	47.956	136.1	2:03:33.634								
33	1	3:06.766	51.477	1:25.972	49.317	135.0	2:06:40.400								
34	1	3:07.885	52.629	1:25.919	49.337	134.2	2:09:48.285								
22 EMG Motorsport BMW M3 E46 4															
1. Erik BRUYNOGHE															
2. Alain FRANSSSEN															
1	2	3:38.431	1:01.256	1:37.632	59.543	115.4	3:38.431								
2	2	4:03.207	1:12.662	1:54.127	56.418	103.7	7:41.638								
3	2	4:28.450	1:17.559	1:58.159	1:12.732	93.9	12:10.088								
4	2	3:55.898	1:08.287	1:43.585	1:04.026	106.9	16:05.986								
5	2	3:05.527	51.014	1:27.185	47.328	135.9	19:11.513								
6	2	3:02.467	50.819	1:24.719	46.929	138.2	22:13.980								
7	2	3:01.731	50.052	1:24.905	46.774	138.7	25:15.711								
8	2	3:02.724	50.549	1:25.096	47.079	138.0	28:18.435								
9	2	3:01.231	50.793	1:23.073	47.365	139.1	31:19.666								
10	2	2:58.072	50.193	1:22.584	45.295	141.6	34:17.738								
11	2	2:58.415	50.912	1:21.889	45.614	141.3	37:16.153								
12	2	3:16.734	49.757	1:21.923	1:05.054	128.2	40:32.887								
13	1	6:27.773	4:25.483	1:20.017	42.273	65.0	47:00.660								
14	1	2:47.574	45.985	1:12.598	48.991	150.5	49:48.234								
15	1	2:41.251	46.300	1:12.559	42.392	156.4	52:29.485								
16	1	2:39.231	45.588	1:12.391	41.252	158.3	55:08.716								
17	1	2:39.565	45.288	1:12.783	41.494	158.0	57:48.281								
18	1	2:39.259	45.595	1:12.149	41.515	158.3	1:00:27.540								
19	1	2:38.279	45.355	1:12.150	40.774	159.3	1:03:05.819								
20	1	2:38.178	45.006	1:12.472	40.700	159.4	1:05:43.997								
21	1	2:39.479	46.024	1:12.781	40.674	158.1	1:08:23.476								
22	1	2:40.720	46.891	1:12.841	40.988	156.9	1:11:04.196								
25 M-Racing Radical SR3 SL 2															
1. Wim JEURIS															
1	1	3:17.973	57.753	1:28.630	51.590	127.4	3:17.973								
2	1	4:08.072	1:17.583	1:52.097	58.392	101.6	7:26.045								
3	1	4:28.498	1:20.738	1:57.102	1:10.658	93.9	11:54.543								
4	1	3:59.644	1:11.790	1:43.886	1:03.968	105.2	15:54.187								
5	1	3:02.158	52.293	1:24.097	45.768	138.4	18:56.345								
6	1	2:57.890	49.542	1:23.382	44.966	141.7	21:54.235								
7	1	2:54.759	48.807	1:21.817	44.135	144.3	24:48.994								
8	1	2:51.171	47.648	1:19.961	43.562	147.3	27:40.165								
9	1	2:49.567	46.979	1:19.532	43.056	148.7	30:29.732								
10	1	2:49.465	46.803	1:19.941	42.721	148.8	33:19.197								
11	1	2:50.224	48.410	1:17.927	43.887	148.1	36:09.421								
12	1	2:47.673	46.782	1:16.843	44.048	150.4	38:57.094								
13	1	2:44.679	46.270	1:17.125	41.284	153.1	41:41.773								
14	1	2:47.196	45.279	1:17.126	44.791	150.8	44:28.969								
15	1	2:44.085	45.728	1:15.033	43.324	153.7	47:13.054								
16	1	2:43.028	45.186	1:15.743	42.099	154.7	49:56.082								
17	1	2:42.752	46.344	1:15.224	41.184	154.9	52:38.834								
18	1	2:42.408	46.019	1:14.601	41.788	155.3	55:21.242								
19	1	2:42.543	45.158	1:15.446	41.939	155.1	58:03.785								
20	1	2:43.377	45.417	1:15.810	42.150	154.3	1:00:47.162								
21	1	2:43.566	45.377	1:16.060	42.129	154.2	1:03:30.728								
22	1	2:48.738	47.605	1:17.618	43.515	149.4	1:06:19.466								
23	1	2:47.407	48.279	1:16.568	42.560	150.6	1:09:06.873								
24	1	4:15.149	2:14.888	1:16.275	43.986	98.8	1:13:22.022								
25	1	5:51.289	56.325	2:55.525	1:59.439	71.8	1:19:13.311								
26	1	2:45.847	47.652	1:16.613	41.582	152.0	1:21:59.158								
27	1	2:40.842	45.595	1:14.479	40.768	156.8	1:24:40.000								
28	1	2:42.532	44.837	1:15.947	41.748	155.1	1:27:22.532								
29	1	2:43.880	45.309	1:16.631	41.940	153.9	1:30:06.412								
30	1	2:47.126	45.880	1:17.344	43.902	150.9	1:32:53.538								
31	1	2:49.276	45.756	1:18.979	4										




BELCAR ENDURANCE CHAMPIONSHIP

SPA EURO RACE

RACE

Analysis

							■ Personal Best ■ Session Best ■ Crossing the finish line in pit lane								
Lap	D	Time	Sector 1	Sector 2	Sector 3	Kph	Elapsed	Lap	D	Time	Sector 1	Sector 2	Sector 3	Kph	Elapsed
27		Stichting Racing 4 Fun		3. Mick DE JONGE		BMW Clubsport								5	
		1. Eric SLIPHORST													
		2. Carlo IZELAAR													
1	1	3:48.584	1:14.787	1:33.716	1:00.081	110.3	3:48.584	16	1	3:04.518	54.222	1:21.551	48.745	136.6	54:21.668
2	1	4:02.820	1:12.266	1:58.492	52.062	103.8	7:51.404	17	1	3:04.161	54.006	1:22.324	47.831	136.9	57:25.829
3	1	4:24.568	1:11.533	2:02.180	1:10.855	95.3	12:15.972	18	1	3:02.886	54.171	1:20.967	47.748	137.9	1:00:28.715
4	1	3:56.085	1:09.400	1:40.010	1:06.675	106.8	16:12.057	19	1	3:02.123	53.827	1:20.920	47.376	138.4	1:03:30.838
5	1	3:19.426	56.836	1:30.202	52.388	126.4	19:31.483	20	1	3:01.555	54.130	1:20.379	47.046	138.9	1:06:32.393
6	1	3:16.533	56.627	1:28.814	51.092	128.3	22:48.016	21	1	3:01.358	53.393	1:20.837	47.128	139.0	1:09:33.751
7	1	3:15.116	56.280	1:27.913	50.923	129.2	26:03.132	22	1	3:03.378	54.570	1:20.940	47.868	137.5	1:12:37.129
8	1	3:09.949	55.407	1:25.983	48.559	132.7	29:13.081	23	1	5:13.452	54.376	2:22.824	1:56.252	80.4	1:17:50.581
9	1	3:08.271	54.249	1:25.021	49.001	133.9	32:21.352	24	2	5:36.508	3:23.920	1:23.727	48.861	74.9	1:23:27.089
10	3	7:31.151	5:12.101	1:28.564	50.486	55.9	39:52.503	25	2	3:05.616	55.142	1:21.750	48.724	135.8	1:26:32.705
11	3	3:11.410	56.386	1:26.131	48.893	131.7	43:03.913	26	2	3:05.876	54.853	1:22.533	48.490	135.7	1:29:38.581
12	3	3:09.703	55.929	1:25.071	48.703	132.9	46:13.616	27	2	3:07.529	54.598	1:23.645	49.286	134.5	1:32:46.110
13	3	3:08.608	56.287	1:23.688	48.633	133.7	49:22.224	28	2	3:09.996	54.672	1:25.608	49.716	132.7	1:35:56.106
14	3	3:10.226	56.389	1:23.777	50.060	132.5	52:32.450	29	2	3:12.553	54.743	1:27.081	50.729	130.9	1:39:08.659
15	3	3:07.311	54.459	1:22.901	49.951	134.6	55:39.761	30	2	3:22.699	1:00.168	1:30.871	51.660	124.4	1:42:31.358
16	3	3:07.298	55.483	1:23.313	48.502	134.6	58:47.059	31	2	3:27.842	1:00.608	1:34.828	52.406	121.3	1:45:59.200
17	3	3:09.416	54.994	1:25.113	49.309	133.1	1:01:56.475	32	2	3:21.129	58.426	1:30.285	52.418	125.4	1:49:20.329
18	3	3:11.146	54.911	1:25.885	50.350	131.9	1:05:07.621	33	2	5:31.121	1:20.311	2:19.181	1:51.629	76.1	1:54:51.450
19	3	3:11.323	55.308	1:26.128	49.887	131.8	1:08:18.944	34	2	4:35.780	1:29.935	2:04.022	1:01.823	91.4	1:59:27.230
20	3	3:11.107	57.060	1:24.839	49.208	131.9	1:11:30.051	35	2	3:19.616	58.155	1:30.324	51.137	126.3	2:02:46.846
21	2	7:37.522	2:42.847	2:57.509	1:57.166	55.1	1:19:07.573	36	2	3:12.525	57.152	1:25.866	49.507	131.0	2:05:59.371
22	2	3:06.755	55.156	1:23.704	47.895	135.0	1:22:14.328	37	2	3:10.362	55.589	1:25.868	48.905	132.5	2:09:09.733
23	2	3:04.276	54.331	1:22.046	47.899	136.8	1:25:18.604								
24	2	3:03.997	54.065	1:21.892	48.040	137.0	1:28:22.601								
25	2	3:03.858	53.518	1:22.749	47.591	137.1	1:31:26.459								
26	2	3:05.645	53.902	1:23.882	47.861	135.8	1:34:32.104								
27	2	3:09.132	54.400	1:24.990	49.742	133.3	1:37:41.236								
28	2	3:21.658	55.508	1:32.466	53.684	125.0	1:41:02.894								
29	2	3:39.231	59.869	1:42.177	57.185	115.0	1:44:42.125								
30	2	4:16.427	58.928	1:52.636	1:24.863	98.3	1:48:58.552								
31	2	3:47.492	1:22.364	1:32.829	52.299	110.8	1:52:46.044								
32	2	3:22.219	58.703	1:32.344	51.172	124.7	1:56:08.263								
33	2	3:39.132	56.846	1:42.562	59.724	115.1	1:59:47.395								
34	2	3:18.771	58.790	1:29.577	50.404	126.9	2:03:06.166								
35	2	3:11.201	55.758	1:26.088	49.355	131.9	2:06:17.367								
36	2	3:07.214	55.114	1:23.507	48.593	134.7	2:09:24.581								
31		MSTC				BMW Clubsport								5	
		1. Kobe CLAES													
		2. Ricardo TEIXIERA													
1	1	3:55.399	1:20.727	1:34.461	1:00.211	107.1	3:55.399	16	1	3:04.518	54.222	1:21.551	48.745	136.6	54:21.668
2	1	4:02.463	1:08.834	1:59.526	54.103	104.0	7:57.862	17	1	3:04.161	54.006	1:22.324	47.831	136.9	57:25.829
3	1	4:49.097	2:14.550	1:41.018	53.529	87.2	12:46.959	18	1	3:02.886	54.171	1:20.967	47.748	137.9	1:00:28.715
4	1	3:41.991	1:02.277	1:34.511	1:05.203	113.6	16:28.950	19	1	3:02.123	53.827	1:20.920	47.376	138.4	1:03:30.838
5	1	3:24.381	58.234	1:33.270	52.877	123.4	19:53.331	20	1	3:01.555	54.130	1:20.379	47.046	138.9	1:06:32.393
6	1	3:18.097	57.355	1:29.550	51.192	127.3	23:11.428	21	1	3:01.358	53.393	1:20.837	47.128	139.0	1:09:33.751
7	1	3:16.073	58.105	1:27.901	50.067	128.6	26:27.501	22	1	3:03.378	54.570	1:20.940	47.868	137.5	1:12:37.129
8	1	3:11.236	56.668	1:25.976	48.592	131.8	29:38.737	23	1	5:13.452	54.376	2:22.824	1:56.252	80.4	1:17:50.581
9	1	3:08.710	55.723	1:24.394	48.593	133.6	32:47.447	24	2	5:36.508	3:23.920	1:23.727	48.861	74.9	1:23:27.089
10	1	3:06.044	54.884	1:23.040	48.120	135.5	35:53.491	25	2	3:05.616	55.142	1:21.750	48.724	135.8	1:26:32.705
11	1	3:05.047	54.774	1:21.661	48.612	136.3	38:58.538	26	2	3:05.876	54.853	1:22.533	48.490	135.7	1:29:38.581
12	1	3:03.704	54.798	1:21.175	47.731	137.3	42:02.242	27	2	3:07.529	54.598	1:23.645	49.286	134.5	1:32:46.110
13	1	3:04.387	54.293	1:22.311	47.783	136.7	45:06.629	28	2	3:09.996	54.672	1:25.608	49.716	132.7	1:35:56.106
14	1	3:05.605	54.539	1:22.679	48.387	135.8	48:12.234	29	2	3:12.553	54.743	1:27.081	50.729	130.9	1:39:08.659
15	1	3:04.916	54.239	1:22.636	48.041	136.4	51:17.150	30	2	3:22.699	1:00.168	1:30.871	51.660	124.4	1:42:31.358
32		Beliën Motorsport				BMW 120D								4	
		1. Patrick BELIËN													
		2. Dimitri CUYVERS													
1	2	4:43.512	B	1:00.915	1:27.456	2:15.141	88.9	4:43.512							
33		Speedlover				Porsche 991								1	
		1. Pierre-Yves PAQUE													
		2. Gregory PAISSE													
1	2	2:56.117	51.442	1:20.439	44.236	143.2	2:56.117	16	1	3:04.518	54.222	1:21.551	48.745	136.6	54:21.668
2	2	4:24.065	1:10.688	2:01.650	1:11.727	95.5	7:20.182	17	1	3:04.161	54.006	1:22.324	47.831	136.9	57:25.829
3	2	4:29.722	1:21.904	1:56.355	1:11.463	93.5	11:49.904	18	1	3:02.886	54.171	1:20.967	47.748	137.9	1:00:28.715
4	2	3:59.307	1:11.389	1:45.466	1:02.452	105.4	15:49.211	19	1	3:02.123	53.827	1:20.920	47.376	138.4	1:03:30.838
5	2	2:50.094	46.476	1:19.948	43.670	148.2	18:39.305	20	1	3:01.555	54.130	1:20.379	47.046	138.9	1:06:32.393
6	2	2:50.359	46.124	1:20.875	43.360	148.0	21:29.664	21	1	3:01.358	53.393	1:20.837	47.128	139.0	1:09:33.751
7	2	2:48.848	45.944	1:20.304	42.600	149.3	24:18.512	22	1	3:03.378	54.570	1:20.940	47.868	137.5	1:12:37.129
8	2	2:46.380	45.457	1:18.846	42.077	151.5	27:04.892	23	1	5:13.452	54.376	2:22.824	1:56.252	80.4	1:17:50.581
9	2	2:45.104	45.013	1:18.594	41.497	152.7	29:49.996	24	2	5:36.508	3:23.920	1:23.727	48.861	74.9	1:23:27.089
10	2	2:43.061	44.849	1:17.152	41.060	154.6	32:33.057	25	2	3:05.616	55.142	1:21.750	48.724	135.8	1:26:32.705
11	2	2:52.488	44.490	1:26.048	41.950	146.2	35:25.545	26	2	3:05.876	54.853	1:22.533	48.490	135.7	1:29:38.581
12	2	5:47.593	3:47.758	1:18.183	41.652	72.5	41:13.138	27	2	3:07.529	54.598	1:23.645	49.286	134.5	1:32:46.110
13	2	2:38.359	44.916	1:13.951	39.492	159.2	43:51.497	28	2	3:09.996	54.672	1:25.608	49.716	132.7	1:35:56.106
14	2	2:35.039	43.587	1:12.396	39.056	162.6	46:26.536	29	2	3:12.553	54.743	1:27.081	50.729	130.9	1:39:08.659
15	2	2:33.276	43.208	1:11.349	38.719	164.5	48:59.812	30	2	3:22.699	1:00.168	1:30.87			



BELCAR ENDURANCE CHAMPIONSHIP

SPA EURO RACE

RACE

Analysis

■ Personal Best
 ■ Session Best
 ■ Crossing the finish line in pit lane


Lap	D	Time	Sector 1	Sector 2	Sector 3	Kph	Elapsed	Lap	D	Time	Sector 1	Sector 2	Sector 3	Kph	Elapsed
29	1	2:36.129	43.827	1:12.151	40.151	161.5	1:29:32.647								
30	1	2:37.148	43.540	1:13.782	39.826	160.4	1:32:09.795								
31	1	2:52.681	46.065	1:24.093	42.523	146.0	1:35:02.476								
32	1	2:46.280	44.141	1:17.435	44.704	151.6	1:37:48.756								
33	1	3:06.438	52.550	1:26.469	47.419	135.2	1:40:55.194								
34	1	4:31.363	2:04.710	1:36.319	50.334	92.9	1:45:26.557								
35	1	3:41.410	56.901	1:33.989	1:10.520	113.9	1:49:07.967								
36	1	3:51.027	1:24.555	1:33.424	53.048	109.1	1:52:58.994								
37	1	3:23.118	58.986	1:30.824	53.308	124.1	1:56:22.112								
38	1	3:31.960	1:00.040	1:31.561	1:00.359	119.0	1:59:54.072								
39	1	3:02.214	50.523	1:25.110	46.581	138.4	2:02:56.286								
40	1	2:55.518	47.926	1:22.311	45.281	143.7	2:05:51.804								
41	1	2:55.029	49.596	1:21.010	44.423	144.1	2:08:46.833								

Lap	D	Time	Sector 1	Sector 2	Sector 3	Kph	Elapsed
1	1	3:27.418	1:03.761	1:28.147	55.510	121.6	3:27.418
2	1	4:04.742	1:15.021	1:49.552	1:00.169	103.0	7:32.160
3	1	4:29.018	1:20.345	1:57.650	1:11.023	93.7	12:01.178
4	1	3:57.768	1:10.981	1:43.371	1:03.416	106.0	15:58.946
5	1	3:03.404	51.171	1:24.831	47.402	137.5	19:02.350
6	1	3:01.959	50.990	1:24.177	46.792	138.6	22:04.309
7	1	3:00.592	50.453	1:24.165	45.974	139.6	25:04.901
8	1	2:58.349	50.020	1:22.992	45.337	141.4	28:03.250
9	1	2:55.606	49.758	1:20.378	45.470	143.6	30:58.856
10	2	5:57.528	3:46.368	1:24.649	46.511	70.5	36:56.384
11	2	2:53.796	51.519	1:17.761	44.516	145.1	39:50.180
12	2	2:48.569	48.507	1:16.948	43.114	149.6	42:38.749
13	2	2:47.613	48.130	1:16.578	42.905	150.4	45:26.362
14	2	2:46.322	47.960	1:15.191	43.171	151.6	48:12.684
15	2	2:44.923	47.491	1:14.746	42.686	152.9	50:57.607
16	2	2:44.882	47.621	1:14.778	42.483	152.9	53:42.489
17	2	2:48.035	47.982	1:15.586	44.467	150.1	56:30.524
18	2	2:46.329	47.897	1:15.653	42.779	151.6	59:16.853
19	2	2:47.891	49.758	1:15.618	42.515	150.2	1:02:04.744
20	2	2:48.803	47.881	1:17.945	42.977	149.4	1:04:53.547
21	2	2:46.311	48.236	1:15.399	42.676	151.6	1:07:39.858
22	2	2:49.525	47.937	1:16.990	44.598	148.7	1:10:29.383
23	2	2:46.516	47.886	1:15.160	43.470	151.4	1:13:15.899
24	2	4:48.757	47.961	2:05.805	1:54.991	87.3	1:18:04.656
25	2	3:24.631	1:26.107	1:16.159	42.365	123.2	1:21:29.287
26	2	2:46.557	47.180	1:16.574	42.803	151.4	1:24:15.844
27	2	2:48.431	48.659	1:17.119	42.653	149.7	1:27:04.275
28	2	2:46.162	47.764	1:15.806	42.592	151.7	1:29:50.437
29	2	2:48.423	47.719	1:16.865	43.839	149.7	1:32:38.860
30	2	2:49.405	48.118	1:17.166	44.121	148.8	1:35:28.265
31	2	3:20.944	59.881	1:31.398	49.665	125.5	1:38:49.209
32	1	5:58.153	3:25.977	1:36.032	56.144	70.4	1:44:47.362
33	1	4:14.956	1:00.813	1:49.179	1:24.964	98.9	1:49:02.318
34	1	3:52.308	1:23.755	1:35.371	53.182	108.5	1:52:54.626
35	1	3:23.703	58.551	1:32.500	52.652	123.8	1:56:18.329
36	1	3:30.769	58.611	1:33.433	58.725	119.6	1:59:49.098
37	1	3:00.459	51.113	1:24.111	45.235	139.7	2:02:49.557
38	1	2:56.084	49.506	1:20.474	46.104	143.2	2:05:45.641
39	1	2:55.876	49.930	1:19.232	46.714	143.4	2:08:41.517

Lap	D	Time	Sector 1	Sector 2	Sector 3	Kph	Elapsed
1	1	3:32.500	1:05.459	1:30.376	56.665	118.7	3:32.500
2	1	4:02.582	1:12.910	1:50.449	59.223	103.9	7:35.082
3	1	4:28.319	1:19.463	1:57.570	1:11.286	94.0	12:03.401
4	1	3:56.797	1:10.753	1:43.180	1:02.864	106.5	16:00.198
5	1	3:03.222	50.472	1:25.349	47.401	137.6	19:03.420
6	1	3:04.003	50.570	1:25.937	47.496	137.0	22:07.423
7	1	3:06.528	50.643	1:26.140	49.745	135.2	25:13.951
8	1	3:08.302	54.185	1:26.428	47.689	133.9	28:22.253
9	1	3:06.136	50.870	1:26.795	48.471	135.5	31:28.389
10	1	3:03.786	52.095	1:24.748	46.943	137.2	34:32.175
11	2	6:05.106	3:51.701	1:26.033	47.372	69.1	40:37.281
12	2	2:56.793	50.868	1:21.052	44.873	142.6	43:34.074
13	2	2:51.142	49.799	1:17.900	43.443	147.3	46:25.216
14	2	2:48.673	47.704	1:17.615	43.354	149.5	49:13.889
15	2	2:47.399	47.576	1:16.390	43.433	150.6	52:01.288
16	2	2:46.636	47.406	1:15.552	43.678	151.3	54:47.924
17	2	2:47.328	48.810	1:15.668	42.850	150.7	57:35.252
18	2	2:50.197	47.867	1:18.057	44.273	148.1	1:00:25.449
19	2	2:44.413	47.391	1:14.620	42.402	153.4	1:03:09.862
20	2	2:46.350	47.166	1:16.333	42.851	151.6	1:05:56.212
21	2	2:49.012	47.658	1:16.347	45.007	149.2	1:08:45.224
22	2	2:48.842	49.121	1:16.560	43.161	149.3	1:11:34.066
23	2	3:04.445	47.630	1:16.385	1:00.430	136.7	1:14:38.511
24	2	5:10.369	2:05.753	2:18.949	45.667	81.2	1:19:48.880
25	2	2:46.594	48.795	1:15.752	42.047	151.4	1:22:35.474
26	2	2:47.283	48.226	1:15.783	43.274	150.7	1:25:22.757
27	2	2:51.348	48.321	1:16.874	46.153	147.2	1:28:14.105
28	2	2:50.622	48.465	1:18.534	43.623	147.8	1:31:04.727
29	2	2:52.905	49.199	1:19.250	44.456	145.8	1:33:57.632
30	2	2:55.361	49.640	1:19.724	45.997	143.8	1:36:52.993
31	2	3:11.929	51.411	1:29.633	50.885	131.4	1:40:04.922
32	1	6:52.095	4:22.782	1:38.789	50.524	61.2	1:46:57.017
33	1	3:23.215	56.279	1:35.452	51.484	124.1	1:50:20.232
34	1	4:42.520	1:00.055	1:48.459	1:54.006	89.2	1:55:02.752
35	1	4:33.605	1:31.231	2:01.191	1:01.183	92.2	1:59:36.357
36	1	3:07.255	51.566	1:28.533	47.156	134.7	2:02:43.612
37	1	3:23.773	53.093	1:35.798	54.882	123.7	2:06:07.385
38	1	3:07.675	55.438	1:24.496	47.741	134.4	2:09:15.060

Lap	D	Time	Sector 1	Sector 2	Sector 3	Kph	Elapsed
1	1	4:36.477	1:42.790	1:45.396	1:08.291	91.2	4:36.477
2	1	4:09.198	1:17.182	1:51.773	1:00.243	101.2	8:45.675
3	1	3:39.196	59.470	1:40.917	58.809	115.0	12:24.871
4	1	3:58.058	1:09.675	1:39.085	1:09.298	105.9	16:22.929
5	1	3:29.172	1:01.236	1:35.743	52.193	120.5	19:52.101
6	1	3:49.921	59.321	1:54.395	56.205	109.7	23:42.022
7	1	3:23.256	59.500	1:31.805	51.951	124.1	27:05.278
8	1	3:19.720	57.397	1:30.945	51.378	126.2	30:24.998
9	1	3:18.697	57.014	1:30.018	51.665	126.9	33:43.695
10	1	3:16.470	56.927	1:29.625	49.918	128.3	37:00.165
11	1	3:22.518	56.323	1:28.265	57.930	124.5	40:22.683
12	2	21:12.401	...	1:30.331	50.562	19.8	1:01:35.084
13	2	4:54.580	2:35.553	1:29.212	49.815	85.6	1:06:29.664






BELCAR ENDURANCE CHAMPIONSHIP

SPA EURO RACE

RACE

Analysis

								■ Personal Best ■ Session Best ■ Crossing the finish line in pit lane															
Lap	D	Time	Sector 1	Sector 2	Sector 3	Kph	Elapsed	Lap	D	Time	Sector 1	Sector 2	Sector 3	Kph	Elapsed								
15	3	2:58.502	51.849	1:19.445	47.208	141.3	49:32.809	31	2	5:24.440	1:37.810	2:23.954	1:22.676	77.7	1:48:47.706								
16	3	2:58.597	52.147	1:19.813	46.637	141.2	52:31.406	32	2	3:35.089	1:12.716	1:30.649	51.724	117.2	1:52:22.795								
17	3	2:58.928	52.202	1:20.367	46.359	140.9	55:30.334	33	2	3:16.450	56.150	1:29.215	51.085	128.3	1:55:39.245								
18	3	2:58.876	52.036	1:20.443	46.397	141.0	58:29.210	34	2	4:00.476	59.705	1:59.895	1:00.876	104.9	1:59:39.721								
19	3	2:58.485	52.191	1:19.769	46.525	141.3	1:01:27.695	35	2	3:16.148	56.870	1:28.531	50.747	128.5	2:02:55.869								
20	3	3:00.090	52.374	1:21.247	46.469	140.0	1:04:27.785	36	2	3:10.624	56.101	1:24.367	50.156	132.3	2:06:06.493								
21	3	2:59.078	52.053	1:19.957	47.068	140.8	1:07:26.863	37	2	3:05.045	54.734	1:22.166	48.145	136.3	2:09:11.538								
22	3	2:58.009	52.341	1:19.461	46.207	141.6	1:10:24.872	<div style="border: 1px solid black; padding: 5px;"> 142 VR / Qvick Racing 1. John RASSE 2. Niels LAGRANGE BMW M235i Cup 3 </div>															
23	3	2:59.464	52.099	1:20.677	46.688	140.5	1:13:24.336																
24	3	6:11.470	1:38.438	3:04.664	1:28.368	67.9	1:19:35.806																
25	3	4:17.031	2:06.293	1:22.765	47.973	98.1	1:23:52.837																
26	3	3:04.342	53.851	1:22.379	48.112	136.8	1:26:57.179																
27	3	3:04.687	53.650	1:21.859	49.178	136.5	1:30:01.866																
28	3	3:09.260	54.523	1:24.801	49.936	133.2	1:33:11.126																
29	3	3:08.138	54.073	1:24.897	49.168	134.0	1:36:19.264																
30	3	3:13.348	54.244	1:28.022	51.082	130.4	1:39:32.612																
31	3	3:20.433	58.353	1:30.273	51.807	125.8	1:42:53.045																
32	2	6:03.241	2:44.074	1:54.884	1:24.283	69.4	1:48:56.286																
33	2	3:41.287	1:21.696	1:28.586	51.005	113.9	1:52:37.573																
34	2	3:19.612	58.193	1:30.204	51.215	126.3	1:55:57.185																
35	2	3:48.318	56.027	1:52.771	59.520	110.4	1:59:45.503																
36	2	3:08.311	55.082	1:25.573	47.656	133.9	2:02:53.814																
37	2	3:04.850	53.824	1:22.494	48.532	136.4	2:05:58.664																
38	2	3:02.303	54.148	1:20.398	47.757	138.3	2:09:00.967																
<div style="border: 1px solid black; padding: 5px;"> 69 Skylimit Yokohama Race Team 1. Nicolas HERMANS 2. Jo LAMMENS 3. Markus PALTTALA BMW E90 325i 5 </div>															<div style="border: 1px solid black; padding: 5px;"> 142 VR / Qvick Racing 1. John RASSE 2. Niels LAGRANGE BMW M235i Cup 3 </div>								
								1	3	3:39.953	1:10.241	1:29.800	59.912	114.6									3:39.953
								2	3	4:03.322	1:13.358	1:55.280	54.684	103.6									7:43.275
								3	3	4:28.461	1:17.046	1:58.484	1:12.931	93.9									12:11.736
								4	3	3:55.686	1:08.477	1:42.472	1:04.737	107.0									16:07.422
								5	3	3:12.050	55.323	1:27.470	49.257	131.3									19:19.472
								6	3	3:11.408	55.529	1:27.444	48.435	131.7									22:30.880
								7	3	3:09.281	54.836	1:26.314	48.131	133.2									25:40.161
								8	3	3:06.489	54.360	1:24.491	47.638	135.2									28:46.650
								9	3	3:08.251	53.866	1:25.832	48.553	133.9									31:54.901
								10	3	3:06.510	54.574	1:24.025	47.911	135.2									35:01.411
								11	3	3:06.380	54.038	1:24.060	48.282	135.3									38:07.791
								12	3	3:05.934	54.432	1:23.411	48.091	135.6									41:13.725
								13	1	6:01.919	3:46.765	1:25.104	50.050	69.7									47:15.644
								14	1	3:06.505	55.139	1:22.639	48.727	135.2									50:22.149
								15	1	3:05.484	54.001	1:23.396	48.087	135.9									53:27.633
								16	1	3:05.495	53.705	1:22.654	49.136	135.9									56:33.128
								17	1	3:02.945	53.615	1:22.452	46.878	137.8									59:36.073
18	1	3:04.532	53.377	1:22.539	48.616	136.6	1:02:40.605																
19	1	3:01.942	53.676	1:21.604	46.662	138.6	1:05:42.547																
20	1	3:06.811	53.916	1:23.594	49.301	135.0	1:08:49.358																
21	1	3:02.362	53.457	1:21.957	46.948	138.3	1:11:51.720																
22	1	4:12.825	53.462	1:25.782	1:53.581	99.7	1:16:04.545																
23	2	5:20.074	3:11.074	1:21.876	47.124	78.8	1:21:24.619																
24	2	3:02.212	52.680	1:22.543	46.989	138.4	1:24:26.831																
25	2	2:59.589	52.591	1:19.640	47.358	140.4	1:27:26.420																
26	2	3:00.603	52.338	1:21.260	47.005	139.6	1:30:27.023																
27	2	3:05.788	52.927	1:22.730	50.131	135.7	1:33:32.811																
28	2	3:09.926	53.509	1:26.182	50.235	132.8	1:36:42.737																
29	2	3:18.524	55.262	1:30.503	52.759	127.0	1:40:01.261																
30	2	3:22.005	57.400	1:30.518	54.087	124.8	1:43:23.266																
<div style="border: 1px solid black; padding: 5px;"> 148 QSR Racing 1. Jeffrey VAN HOOYDONK 2. Rodrigue GILLION BMW M235i Cup 3 </div>								<div style="border: 1px solid black; padding: 5px;"> 148 QSR Racing 1. Jeffrey VAN HOOYDONK 2. Rodrigue GILLION BMW M235i Cup 3 </div>															
																1	2	3:30.155	1:06.707	1:26.959	56.489	120.0	3:30.155
																2	1	5:23.203	2:48.270	1:40.198	54.735	78.0	8:53.358
																3	1	3:32.734	56.896	1:37.363	58.475	118.5	12:26.092
																4	1	3:57.593	1:10.611	1:38.465	1:08.517	106.1	16:23.685
5	1	3:12.922	53.757	1:30.296	48.869	130.7	19:36.607																



BELCAR ENDURANCE CHAMPIONSHIP

SPA EURO RACE

RACE


Analysis

							Personal Best		Session Best		B Crossing the finish line in pit lane				
Lap	D	Time	Sector 1	Sector 2	Sector 3	Kph	Elapsed	Lap	D	Time	Sector 1	Sector 2	Sector 3	Kph	Elapsed
6	1	3:10.105	53.177	1:27.678	49.250	132.6	22:46.712	23	2	2:44.271	47.193	1:14.824	42.254	153.5	1:12:54.713
7	1	3:08.476	52.768	1:28.017	47.691	133.8	25:55.188	24	2	5:03.565	47.363	2:24.064	1:52.138	83.1	1:17:58.278
8	1	3:06.717	52.757	1:26.601	47.359	135.0	29:01.905	25	2	3:30.339	1:32.113	1:15.976	42.250	119.9	1:21:28.617
9	1	3:08.710	52.370	1:27.654	48.686	133.6	32:10.615	26	2	2:45.633	46.922	1:15.874	42.837	152.2	1:24:14.250
10	1	3:05.980	52.967	1:25.786	47.227	135.6	35:16.595	27	2	2:45.420	47.222	1:16.099	42.099	152.4	1:26:59.670
11	1	3:05.876	53.235	1:25.417	47.224	135.7	38:22.471	28	2	2:46.330	47.711	1:15.993	42.626	151.6	1:29:46.000
12	1	3:03.437	51.849	1:24.490	47.098	137.5	41:25.908	29	2	2:46.605	46.909	1:16.750	42.946	151.3	1:32:32.605
13	1	3:04.030	51.537	1:24.649	47.844	137.0	44:29.938	30	2	2:47.998	47.160	1:17.391	43.447	150.1	1:35:20.603
14	1	3:02.284	51.758	1:24.198	46.328	138.3	47:32.222	31	2	2:55.000	47.537	1:20.626	46.837	144.1	1:38:15.603
15	1	3:01.755	51.559	1:23.816	46.380	138.7	50:33.977	32	2	3:06.753	51.210	1:26.746	48.797	135.0	1:41:22.356
16	1	3:02.091	51.819	1:23.653	46.619	138.5	53:36.068	33	2	3:25.585	52.651	1:36.707	56.227	122.6	1:44:47.941
17	1	3:03.672	52.300	1:24.548	46.824	137.3	56:39.740	34	1	5:38.216	3:21.630	1:26.849	49.737	74.6	1:50:26.157
18	2	7:16.680	5:15.427	1:18.081	43.172	57.7	1:03:56.420	35	1	4:38.707	55.490	1:48.674	1:54.543	90.5	1:55:04.864
19	2	2:44.589	47.839	1:14.565	42.185	153.2	1:06:41.009	36	1	4:32.514	1:31.236	2:00.460	1:00.818	92.5	1:59:37.378
20	2	2:44.012	47.080	1:14.406	42.526	153.7	1:09:25.021	37	1	3:02.637	51.612	1:24.232	46.793	138.1	2:02:40.015
21	2	2:42.966	47.280	1:13.193	42.493	154.7	1:12:07.987	38	1	3:01.814	50.626	1:23.824	47.364	138.7	2:05:41.829
22	2	3:59.938	47.686	1:16.779	1:55.473	105.1	1:16:07.925	39	1	2:59.400	50.794	1:22.076	46.530	140.5	2:08:41.229
23	2	4:36.994	2:10.109	1:44.289	42.596	91.0	1:20:44.919								
24	2	2:42.906	47.183	1:13.618	42.105	154.8	1:23:27.825								
25	2	2:43.191	46.814	1:13.496	42.881	154.5	1:26:11.016								
26	2	2:43.538	47.194	1:14.071	42.273	154.2	1:28:54.554								
27	2	2:43.896	47.117	1:14.610	42.169	153.8	1:31:38.450								
28	2	2:44.892	46.873	1:15.191	42.828	152.9	1:34:23.342								
29	2	2:50.068	47.512	1:16.864	45.692	148.3	1:37:13.410								
30	2	2:59.041	49.131	1:23.399	46.511	140.8	1:40:12.451								
31	2	3:24.749	51.039	1:27.223	1:06.487	123.1	1:43:37.200								
32	2	5:44.900	3:33.127	1:23.072	48.701	73.1	1:49:22.100								
33	2	5:44.899	3:09.295	1:21.079	1:14.525	73.1	1:55:06.999								
34	2	4:30.659	1:30.682	2:00.009	59.968	93.2	1:59:37.658								
35	2	3:03.818	51.753	1:24.129	47.936	137.2	2:02:41.476								
36	2	3:47.026	1:40.688	1:19.867	46.471	111.1	2:06:28.502								
37	2	2:53.692	50.347	1:18.392	44.953	145.2	2:09:22.194								

235 Team Dejonckheere by Red Ant Racing							BMW M235i Cup	
1. Bert REDANT							3	
2. Pieter VANNESTE								
1	1	3:36.011	1:07.247	1:30.309	58.455	116.7	3:36.011	
2	1	4:03.211	1:13.172	1:51.780	58.259	103.7	7:39.222	
3	1	4:27.660	1:18.195	1:57.816	1:11.649	94.2	12:06.882	
4	1	3:56.099	1:09.719	1:43.452	1:02.928	106.8	16:02.981	
5	1	3:04.036	52.096	1:24.887	47.053	137.0	19:07.017	
6	1	3:03.063	51.494	1:24.430	47.139	137.7	22:10.080	
7	1	3:02.527	51.117	1:24.738	46.672	138.1	25:12.607	
8	1	3:02.202	50.875	1:23.843	47.484	138.4	28:14.809	
9	1	2:59.116	50.851	1:22.505	45.760	140.8	31:13.925	
10	1	3:00.373	50.731	1:23.937	45.705	139.8	34:14.298	
11	1	2:59.638	52.434	1:21.567	45.637	140.4	37:13.936	
12	1	2:58.018	50.405	1:21.894	45.719	141.6	40:11.954	
13	2	5:12.233	3:09.958	1:18.205	44.070	80.8	45:24.187	
14	2	2:46.564	48.163	1:15.152	43.249	151.4	48:10.751	
15	2	2:43.475	47.459	1:14.102	41.914	154.2	50:54.226	
16	2	2:44.003	47.690	1:14.117	42.196	153.7	53:38.229	
17	2	2:45.239	48.717	1:14.409	42.113	152.6	56:23.468	
18	2	2:48.114	48.703	1:16.511	42.900	150.0	59:11.582	
19	2	2:45.015	47.744	1:14.954	42.317	152.8	1:01:56.597	
20	2	2:45.267	47.125	1:15.192	42.950	152.6	1:04:41.864	
21	2	2:44.374	47.046	1:14.781	42.547	153.4	1:07:26.238	
22	2	2:44.204	46.970	1:14.989	42.245	153.6	1:10:10.442	

236 Team Smar toys by Red Ant Racing							BMW M235i Cup	
1. Conrad TUYTTE							3	
2. Michiel VERHAEGEN								
1	2	3:36.645	1:07.379	1:30.560	58.706	116.4	3:36.645	
2	2	4:03.367	1:13.424	1:52.207	57.736	103.6	7:40.012	
3	2	4:27.782	1:18.516	1:57.608	1:11.658	94.2	12:07.794	
4	2	3:55.846	1:09.958	1:43.320	1:02.568	106.9	16:03.640	
5	2	3:04.659	51.623	1:25.380	47.656	136.5	19:08.299	
6	2	3:03.425	51.701	1:24.772	46.952	137.5	22:11.724	
7	2	3:02.688	51.447	1:24.516	46.725	138.0	25:14.412	
8	2	3:01.339	50.958	1:24.179	46.202	139.0	28:15.751	
9	2	3:00.364	50.815	1:22.863	46.686	139.8	31:16.115	
10	1	5:37.614	3:21.936	1:28.022	47.656	74.7	36:53.729	
11	1	2:58.779	52.076	1:20.844	45.859	141.0	39:52.508	
12	1	2:54.286	49.423	1:20.180	44.683	144.7	42:46.794	
13	1	2:55.043	50.663	1:18.813	45.567	144.0	45:41.837	
14	1	2:53.699	49.866	1:18.818	45.015	145.2	48:35.536	
15	1	2:53.119	50.442	1:18.028	44.649	145.6	51:28.655	
16	1	2:52.340	48.818	1:17.936	45.586	146.3	54:20.995	
17	1	2:54.215	49.860	1:19.722	44.633	144.7	57:15.210	
18	1	2:52.964	49.739	1:18.374	44.851	145.8	1:00:08.174	
19	1	2:53.154	49.938	1:18.044	45.172	145.6	1:03:01.328	
20	1	2:53.495	50.307	1:18.341	44.847	145.3	1:05:54.823	
21	1	2:53.743	49.274	1:18.769	45.700	145.1	1:08:48.566	
22	1	2:52.396	49.912	1:17.961	44.523	146.3	1:11:40.962	
23	1	3:52.093	49.469	1:19.130	1:43.494	108.6	1:15:33.055	
24	1	4:51.421	2:10.126	1:56.866	44.429	86.5	1:20:24.476	
25	1	2:52.683	49.127	1:18.736	44.820	146.0	1:23:17.159	
26	1	2:54.743	49.763	1:19.372	45.608	144.3	1:26:11.902	
27	1	2:56.357	50.448	1:20.599	45.310	143.0	1:29:08.259	
28	1	2:58.673	49.900	1:22.726	46.047	141.1	1:32:06.932	
29	1	2:58.074	50.171	1:21.585	46.318	141.6	1:35:05.006	
30	1	3:05.870	50.369	1:25.644	49.857	135.7	1:38:10.876	
31	2	5:41.683	3:17.883	1:32.518	51.282	73.8	1:43:52.559	
32	2	4:57.630	1:11.062	2:23.172	1:23.396	84.7	1:48:50.189	
33	2	3:34.595	1:14.721	1:27.685	52.189	117.5	1:52:24.784	
34	2	3:16.035	56.301	1:28.486	51.248	128.6	1:55:40.819	
35	2	4:00.199	1:00.455	1:59.540	1:00.204	105.0	1:59:41.018	
36	2	3:03.136	54.209	1:22.789	46.138	137.7	2:02:44.154	
37	2	3:06.958	51.536	1:28.743	46.679	134.9	2:05:51.112	






BELCAR ENDURANCE CHAMPIONSHIP

SPA EURO RACE

RACE

Analysis

							Personal Best		Session Best		B Crossing the finish line in pit lane				
Lap	D	Time	Sector 1	Sector 2	Sector 3	Kph	Elapsed	Lap	D	Time	Sector 1	Sector 2	Sector 3	Kph	Elapsed
38	2	3:02.652	53.003	1:23.107	46.542	138.0	2:08:53.764	12	1	3:01.281	51.569	1:22.050	47.662	139.1	40:15.867
240 Tyreset - PK Racing 1. Guillaume DUMAREY BMW M235i Cup 3							13	1	2:59.991	52.154	1:20.702	47.135	140.1	43:15.858	
1	1	3:23.989	1:01.618	1:27.806	54.565	123.6	3:23.989	14	1	5:07.130	2:58.314	1:23.047	45.769	82.1	48:22.988
2	1	4:52.675	2:11.682	1:40.530	1:00.463	86.2	8:16.664	15	1	2:54.040	50.613	1:18.228	45.199	144.9	51:17.028
3	1	4:03.793	1:04.524	1:51.994	1:07.275	103.4	12:20.457	16	1	2:51.215	50.241	1:16.472	44.502	147.3	54:08.243
4	1	3:54.327	1:09.743	1:40.830	1:03.754	107.6	16:14.784	17	1	2:51.408	49.809	1:17.060	44.539	147.1	56:59.651
5	1	3:02.103	50.670	1:23.888	47.545	138.5	19:16.887	18	1	2:49.639	49.152	1:16.473	44.014	148.6	59:49.290
6	1	3:01.194	50.989	1:23.774	46.431	139.2	22:18.081	19	1	2:48.614	49.279	1:15.751	43.584	149.5	1:02:37.904
7	1	3:00.229	50.509	1:23.539	46.181	139.9	25:18.310	20	1	2:49.504	48.694	1:17.184	43.626	148.8	1:05:27.408
8	1	2:59.474	50.094	1:23.120	46.260	140.5	28:17.784	21	1	2:49.669	48.720	1:16.705	44.244	148.6	1:08:17.077
9	1	2:57.447	50.134	1:21.553	45.760	142.1	31:15.231	22	1	2:51.908	48.726	1:18.348	44.834	146.7	1:11:08.985
10	1	2:53.731	49.560	1:19.303	44.868	145.1	34:08.962	23	1	2:50.263	49.037	1:16.387	44.839	148.1	1:13:59.248
11	1	2:52.782	49.334	1:18.870	44.578	145.9	37:01.744	24	1	5:43.925	1:36.187	2:46.857	1:20.881	73.3	1:19:43.173
12	1	2:51.342	49.230	1:17.928	44.184	147.2	39:53.086	25	1	2:51.017	49.723	1:16.759	44.535	147.4	1:22:34.190
13	1	2:53.151	49.013	1:18.958	45.180	145.6	42:46.237	26	1	2:50.607	49.518	1:17.063	44.026	147.8	1:25:24.797
14	1	2:55.971	51.760	1:19.929	44.282	143.3	45:42.208	27	1	2:52.182	48.868	1:18.789	44.525	146.4	1:28:16.979
15	1	2:54.314	49.862	1:19.472	44.980	144.6	48:36.522	28	1	2:51.736	49.147	1:18.355	44.234	146.8	1:31:08.715
16	1	6:38.558	4:35.855	1:19.202	43.501	63.3	55:15.080	29	1	2:50.466	49.061	1:17.053	44.352	147.9	1:33:59.181
17	1	2:46.447	49.189	1:14.810	42.448	151.5	58:01.527	30	1	2:54.728	49.657	1:18.961	46.110	144.3	1:36:53.909
18	1	2:46.688	47.831	1:16.389	42.468	151.3	1:00:48.215	31	1	3:04.875	49.892	1:25.529	49.454	136.4	1:39:58.784
19	1	2:43.659	47.182	1:14.148	42.329	154.1	1:03:31.874	32	1	8:54.926	5:09.187	2:22.241	1:23.498	47.1	1:48:53.710
20	1	2:47.138	47.266	1:17.053	42.819	150.9	1:06:19.012	33	1	3:42.487	1:20.696	1:29.175	52.616	113.3	1:52:36.197
21	1	2:42.834	47.293	1:13.817	41.724	154.8	1:09:01.846	34	1	3:19.337	58.475	1:29.856	51.006	126.5	1:55:55.534
22	1	2:46.619	47.355	1:14.937	44.327	151.3	1:11:48.465	35	1	3:48.363	56.503	1:52.020	59.840	110.4	1:59:43.897
23	1	3:45.674	47.317	1:14.828	1:43.529	111.7	1:15:34.139	36	1	3:06.353	53.727	1:25.661	46.965	135.3	2:02:50.250
24	1	4:45.804	2:10.657	1:52.721	42.426	88.2	1:20:19.943	37	1	3:00.916	51.777	1:22.241	46.898	139.4	2:05:51.166
25	1	2:43.964	47.692	1:14.148	42.124	153.8	1:23:03.907	38	1	3:01.358	52.584	1:22.331	46.443	139.0	2:08:52.524
26	1	2:43.587	47.280	1:14.130	42.177	154.1	1:25:47.494	242 JJ Motorsport 1. Guido WERCKX BMW M235i Cup 3							
27	1	2:43.580	47.297	1:14.239	42.044	154.1	1:28:31.074	1	1	3:35.118	1:06.361	1:30.599	58.158	117.2	3:35.118
28	1	2:44.819	47.089	1:15.244	42.486	153.0	1:31:15.893	2	1	4:03.053	1:12.324	1:52.241	58.488	103.7	7:38.171
29	1	2:45.979	47.051	1:15.980	42.948	151.9	1:34:01.872	3	1	4:27.468	1:18.301	1:57.813	1:11.354	94.3	12:05.639
30	1	2:51.327	47.251	1:18.929	45.147	147.2	1:36:53.199	4	1	3:56.639	1:10.209	1:43.499	1:02.931	106.6	16:02.278
31	1	3:00.772	49.307	1:24.119	47.346	139.5	1:39:53.971	5	1	3:07.873	52.251	1:27.263	48.359	134.2	19:10.151
32	1	3:09.140	53.205	1:26.902	49.033	133.3	1:43:03.111	6	1	3:06.748	51.985	1:26.003	48.760	135.0	22:16.899
33	1	3:41.485	1:00.361	1:45.280	55.844	113.8	1:46:44.596	7	1	3:04.405	51.166	1:26.571	46.668	136.7	25:21.304
34	1	3:40.434	1:03.051	1:47.907	49.476	114.4	1:50:25.030	8	1	3:02.152	50.696	1:24.114	47.342	138.4	28:23.456
35	1	4:38.690	55.742	1:48.534	1:54.414	90.5	1:55:03.720	9	1	2:58.768	50.170	1:22.644	45.954	141.0	31:22.224
36	1	4:33.357	1:30.822	2:01.172	1:01.363	92.2	1:59:37.077	10	1	2:57.298	50.247	1:21.179	45.872	142.2	34:19.522
37	1	3:04.068	53.073	1:24.440	46.555	137.0	2:02:41.145	11	1	2:59.668	51.080	1:22.309	46.279	140.3	37:19.190
38	1	3:01.539	51.572	1:22.156	47.811	138.9	2:05:42.684	12	1	5:32.578	3:25.719	1:20.810	46.049	75.8	42:51.768
39	1	2:53.373	49.979	1:18.354	45.040	145.4	2:08:36.057	13	1	2:50.816	49.402	1:17.169	44.245	147.6	45:42.584
241 Sorg Rennsport 1. Ace ROBY BMW M235i Cup 3							14	1	2:53.372	49.699	1:19.522	44.151	145.4	48:35.956	
1	1	3:33.274	1:06.092	1:30.160	57.022	118.2	3:33.274	15	1	2:48.724	49.998	1:15.315	43.411	149.4	51:24.680
2	1	4:03.685	1:13.020	1:51.437	59.228	103.5	7:36.959	16	1	2:48.905	48.042	1:16.433	44.430	149.3	54:13.585
3	1	4:27.362	1:18.258	1:57.914	1:11.190	94.3	12:04.321	17	1	2:46.477	48.456	1:15.158	42.863	151.5	57:00.062
4	1	3:57.242	1:10.816	1:43.193	1:03.233	106.3	16:01.563	18	1	2:47.676	48.891	1:15.248	43.537	150.4	59:47.738
5	1	3:03.286	51.720	1:23.942	47.624	137.6	19:04.849	19	1	2:48.925	48.729	1:15.980	44.216	149.3	1:02:36.663
6	1	3:04.229	52.009	1:24.163	48.057	136.9	22:09.078	20	1	2:47.474	48.248	1:15.830	43.396	150.6	1:05:24.137
7	1	3:05.026	52.270	1:24.962	47.794	136.3	25:14.104	21	1	2:46.989	47.915	1:16.187	42.887	151.0	1:08:11.126
8	1	3:01.694	51.250	1:22.557	47.887	138.8	28:15.798	22	1	2:46.558	47.705	1:15.286	43.567	151.4	1:10:57.684
9	1	2:59.024	51.753	1:21.673	45.598	140.8	31:14.822	23	1	2:46.817	48.298	1:14.929	43.590	151.1	1:13:44.501
10	1	2:59.914	51.606	1:22.391	45.917	140.1	34:14.736	24	1	5:54.308	1:43.890	2:50.053	1:20.365	71.2	1:19:38.809
11	1	2:59.850	52.459	1:21.523	45.868	140.2	37:14.586	25	1	2:48.697	48.592	1:16.585	43.520	149.5	1:22:27.506
							26	1	2:49.325	49.404	1:15.675	44.246	148.9	1:25:16.831	
							27	1	2:48.926	48.447	1:16.288	44.191	149.3	1:28:05.757	



BELCAR ENDURANCE CHAMPIONSHIP


SPA EURO RACE

RACE

Analysis

							Personal Best		Session Best		B Crossing the finish line in pit lane							
Lap	D	Time	Sector 1	Sector 2	Sector 3	Kph	Elapsed	Lap	D	Time	Sector 1	Sector 2	Sector 3	Kph	Elapsed			
28	1	2:49.428	48.314	1:17.183	43.931	148.8	1:30:55.185	2	1	4:04.213	1:15.093	1:49.984	59.136	103.2	7:29.432			
29	1	2:51.381	48.015	1:18.093	45.273	147.1	1:33:46.566	3	1	4:28.854	1:20.851	1:57.046	1:10.957	93.8	11:58.286			
30	1	2:52.864	48.659	1:17.633	46.572	145.9	1:36:39.430	4	1	3:59.036	1:11.569	1:43.405	1:04.062	105.5	15:57.322			
31	1	3:05.915	48.845	1:25.280	51.790	135.6	1:39:45.345	5	1	3:01.257	50.545	1:24.229	46.483	139.1	18:58.579			
32	1	5:42.330	3:17.335	1:34.506	50.489	73.7	1:45:27.675	6	1	2:58.877	50.229	1:22.434	46.214	141.0	21:57.456			
33	1	3:41.160	56.378	1:34.191	1:10.591	114.0	1:49:08.835	7	1	2:59.310	50.126	1:24.219	44.965	140.6	24:56.766			
34	1	3:51.065	1:25.872	1:31.742	53.451	109.1	1:52:59.900	8	1	2:55.191	49.572	1:20.787	44.832	143.9	27:51.957			
35	1	3:22.843	59.031	1:30.347	53.465	124.3	1:56:22.743	9	1	2:53.618	49.214	1:19.912	44.492	145.2	30:45.575			
36	1	3:32.616	59.867	1:31.609	1:01.140	118.6	1:59:55.359	10	1	2:53.119	48.621	1:19.862	44.636	145.6	33:38.694			
37	1	3:07.586	53.803	1:23.315	50.468	134.4	2:03:02.945	11	1	2:53.252	49.260	1:19.126	44.866	145.5	36:31.946			
38	1	3:00.949	51.602	1:22.273	47.074	139.3	2:06:03.894	12	2	6:09.754	4:00.743	1:24.295	44.716	68.2	42:41.700			
39	1	2:58.371	51.327	1:20.776	46.268	141.4	2:09:02.265	13	2	2:49.485	49.399	1:16.623	43.463	148.8	45:31.185			
							BMW M235i Cup											
245	MSE																	
	1. Peter BECKERS																	
	2. Bart VAN SAMANG																	
1	2	3:31.028	1:04.410	1:29.733	56.885	119.5	3:31.028	14	2	2:47.486	48.898	1:15.718	42.870	150.5	48:18.671			
2	2	4:03.272	1:13.241	1:49.239	1:00.792	103.6	7:34.300	15	2	2:47.090	48.610	1:15.325	43.155	150.9	51:05.761			
3	2	4:48.503	2:08.671	1:31.985	1:07.847	87.4	12:22.803	16	2	2:46.735	48.377	1:15.151	43.207	151.2	53:52.496			
4	2	3:55.809	1:10.657	1:39.371	1:05.781	106.9	16:18.612	17	2	2:47.793	48.424	1:15.259	44.110	150.3	56:40.289			
5	2	3:04.168	52.716	1:23.941	47.511	136.9	19:22.780	18	2	2:46.781	48.867	1:14.683	43.231	151.2	59:27.070			
6	2	3:04.813	52.760	1:24.891	47.162	136.4	22:27.593	19	2	2:49.338	48.793	1:17.320	43.225	148.9	1:02:16.408			
7	2	3:03.607	52.748	1:24.106	46.753	137.3	25:31.200	20	2	2:48.110	48.386	1:15.227	44.497	150.0	1:05:04.518			
8	2	3:01.309	52.318	1:22.758	46.233	139.1	28:32.509	21	2	2:46.889	48.436	1:15.158	43.295	151.1	1:07:51.407			
9	2	3:01.223	52.145	1:22.144	46.934	139.1	31:33.732	22	2	2:47.087	48.302	1:15.847	42.938	150.9	1:10:38.494			
10	2	3:00.791	53.110	1:21.455	46.226	139.5	34:34.523	23	2	2:47.813	48.432	1:15.376	44.005	150.3	1:13:26.307			
11	1	6:01.770	3:48.518	1:26.035	47.217	69.7	40:36.293	24	2	5:50.279	1:08.681	2:50.635	1:50.963	72.0	1:19:16.586			
12	1	2:59.368	54.851	1:18.750	45.767	140.6	43:35.661	25	2	2:50.103	49.380	1:17.405	43.318	148.2	1:22:06.689			
13	1	2:55.594	52.047	1:17.682	45.865	143.6	46:31.255	26	2	2:47.245	48.308	1:15.474	43.463	150.8	1:24:53.934			
14	1	2:53.380	51.345	1:17.204	44.831	145.4	49:24.635	27	2	2:49.998	48.538	1:17.744	43.716	148.3	1:27:43.932			
15	1	2:55.358	52.206	1:17.945	45.207	143.8	52:19.993	28	2	2:50.288	48.839	1:17.062	44.387	148.1	1:30:34.220			
16	1	2:53.634	51.918	1:16.898	44.818	145.2	55:13.627	29	2	2:53.711	48.902	1:18.856	45.953	145.1	1:33:27.931			
17	1	2:52.595	51.011	1:16.340	45.244	146.1	58:06.222	30	2	2:54.197	49.394	1:18.691	46.112	144.7	1:36:22.128			
18	1	2:52.163	50.552	1:16.852	44.759	146.5	1:00:58.385	31	2	3:05.009	49.826	1:24.932	50.251	136.3	1:39:27.137			
19	1	2:51.922	50.703	1:16.619	44.600	146.7	1:03:50.307	32	2	3:16.834	54.907	1:28.042	53.885	128.1	1:42:43.971			
20	1	2:52.433	50.460	1:16.816	45.157	146.2	1:06:42.740	33	1	6:26.391	3:59.356	1:26.665	1:00.370	65.3	1:49:10.362			
21	1	2:52.088	50.306	1:17.008	44.774	146.5	1:09:34.828	34	1	3:50.832	1:26.639	1:30.773	53.420	109.2	1:53:01.194			
22	1	2:51.891	50.685	1:16.647	44.559	146.7	1:12:26.719	35	1	3:22.804	59.103	1:30.202	53.499	124.3	1:56:23.998			
23	1	4:24.024	50.336	1:29.969	2:03.719	95.5	1:16:50.743	36	1	3:32.646	59.671	1:31.546	1:01.429	118.6	1:59:56.644			
24	1	4:21.843	2:17.535	1:19.069	45.239	96.3	1:21:12.586	37	1	3:01.093	51.560	1:22.030	47.503	139.2	2:02:57.737			
25	1	2:52.524	50.563	1:17.423	44.538	146.1	1:24:05.110	38	1	2:58.070	49.712	1:21.002	47.356	141.6	2:05:55.807			
26	1	2:53.039	50.714	1:17.130	45.195	145.7	1:26:58.149	39	1	2:57.222	50.031	1:21.065	46.126	142.3	2:08:53.029			
27	1	2:54.123	51.297	1:17.696	45.130	144.8	1:29:52.272								BMW M235i Cup			
28	1	2:56.091	50.632	1:19.033	46.426	143.2	1:32:48.363	249	Egeland Motorsport									
29	1	2:59.588	50.761	1:21.751	47.076	140.4	1:35:47.951	1. Roy EDLAND										
30	2	6:22.240	4:10.716	1:24.255	47.269	66.0	1:42:10.191	2. Frode EGELAND										
31	2	3:18.439	56.687	1:31.160	50.592	127.1	1:45:28.630	1	1	3:26.656	1:02.769	1:28.564	55.323	122.0	3:26.656			
32	2	3:41.086	56.416	1:33.950	1:10.720	114.0	1:49:09.716	2	1	4:04.745	1:15.224	1:49.707	59.814	103.0	7:31.401			
33	2	3:51.219	1:26.326	1:31.097	53.796	109.0	1:53:00.935	3	1	4:29.222	1:20.533	1:57.705	1:10.984	93.7	12:00.623			
34	2	3:22.769	59.163	1:29.952	53.654	124.3	1:56:23.704	4	1	3:58.320	1:10.961	1:43.478	1:03.881	105.8	15:58.943			
35	2	3:32.289	59.687	1:31.398	1:01.204	118.8	1:59:55.993	5	1	3:04.366	51.504	1:24.838	48.024	136.8	19:03.309			
36	2	3:08.039	53.615	1:25.046	49.378	134.1	2:03:04.032	6	1	3:04.854	51.307	1:25.726	47.821	136.4	22:08.163			
37	2	3:19.579	53.191	1:31.913	54.475	126.3	2:06:23.611	7	1	3:02.577	50.245	1:25.977	46.355	138.1	25:10.740			
38	2	3:17.651	56.439	1:29.520	51.692	127.6	2:09:41.262	8	1	2:59.568	49.786	1:23.246	46.536	140.4	28:10.308			
							BMW M235i Cup											
248	Captain Racing																	
	1. Nicolas OTTO																	
	2. Jørg OTTO																	
1	1	3:25.219	1:02.037	1:27.676	55.506	122.9	3:25.219	9	1	2:57.986	50.946	1:21.746	45.294	141.7	31:08.294			
							BMW M235i Cup											
14	1	2:46.404	47.893	1:15.349	43.162	151.5	49:59.378	10	1	2:56.248	49.714	1:20.386	46.148	143.1	34:04.542			
15	1	2:47.622	47.668	1:16.722	43.232	150.4	52:47.000	11	1	7:31.137	5:29.754	1:17.703	43.680	55.9	41:35.679			
16	1	2:46.811	47.118	1:15.837	43.856	151.2	55:33.811	12	1	2:48.855	48.837	1:16.899	43.119	149.3	44:24.534			
							BMW M235i Cup											
13	1	2:48.440	47.724	1:16.450	44.266	149.7	47:12.974	13	1	2:48.440	47.724	1:16.450	44.266	149.7	47:12.974			





BELCAR ENDURANCE CHAMPIONSHIP


SPA EURO RACE

RACE

Analysis

							Personal Best		Session Best		B Crossing the finish line in pit lane											
Lap	D	Time	Sector 1	Sector 2	Sector 3	Kph	Elapsed	Lap	D	Time	Sector 1	Sector 2	Sector 3	Kph	Elapsed							
17	1	2:47.032	47.865	1:16.222	42.945	151.0	58:20.843	33	1	4:35.218	1:29.881	2:03.777	1:01.560	91.6	1:59:31.491							
18	1	2:46.604	47.851	1:15.598	43.155	151.3	1:01:07.447	34	1	3:29.437	58.950	1:34.249	56.238	120.4	2:03:00.928							
19	1	2:46.536	47.357	1:15.982	43.197	151.4	1:03:53.983	35	1	3:18.319	58.983	1:27.677	51.659	127.1	2:06:19.247							
20	1	2:46.889	47.548	1:16.565	42.776	151.1	1:06:40.872	36	1	3:16.078	57.163	1:27.783	51.132	128.6	2:09:35.325							
21	1	2:47.760	47.394	1:16.844	43.522	150.3	1:09:28.632	311 JR Motorsport BMW M3 1. Pieter VAN SOELEN 4 2. K BOGAERTS														
22	1	2:46.794	47.593	1:16.127	43.074	151.2	1:12:15.426	1	2	3:45.428	1:15.534	1:31.778	58.116	111.9	3:45.428							
23	1	4:33.362	47.302	1:42.429	2:03.631	92.2	1:16:48.788	2	2	4:02.137	1:12.544	1:57.814	51.779	104.1	7:47.565							
24	2	5:17.311	3:14.332	1:18.330	44.649	79.5	1:22:06.099	3	2	4:26.897	1:14.125	2:01.289	1:11.483	94.5	12:14.462							
25	2	2:49.032	48.783	1:16.363	43.886	149.2	1:24:55.131	4	2	3:54.257	1:09.151	1:40.677	1:04.429	107.6	16:08.719							
26	2	2:50.776	48.552	1:18.107	44.117	147.6	1:27:45.907	5	2	2:58.572	49.696	1:22.769	46.107	141.2	19:07.291							
27	2	2:51.724	48.506	1:18.901	44.317	146.8	1:30:37.631	6	2	2:57.096	48.948	1:22.659	45.489	142.4	22:04.387							
28	2	2:52.698	49.126	1:18.044	45.528	146.0	1:33:30.329	7	2	2:56.479	48.313	1:21.537	46.629	142.9	25:00.866							
29	2	2:52.479	48.953	1:18.094	45.432	146.2	1:36:22.808	8	2	2:52.419	48.085	1:20.727	43.607	146.2	27:53.285							
30	2	3:03.897	49.636	1:25.138	49.123	137.1	1:39:26.705	9	2	2:51.329	47.468	1:19.000	44.861	147.2	30:44.614							
31	2	3:14.370	54.112	1:27.662	52.596	129.7	1:42:41.075	10	2	2:51.418	47.630	1:19.570	44.218	147.1	33:36.032							
32	2	4:01.590	1:21.286	1:44.874	55.430	104.4	1:46:42.665	11	2	5:06.678	3:00.146	1:22.662	43.870	82.2	38:42.710							
33	2	3:29.352	1:01.967	1:33.360	54.025	120.4	1:50:12.017	12	2	2:47.958	48.244	1:17.084	42.630	150.1	41:30.668							
34	2	4:45.131	59.036	1:53.968	1:52.127	88.4	1:54:57.148	13	2	2:43.393	45.797	1:15.225	42.371	154.3	44:14.061							
35	2	4:34.920	1:29.649	2:04.042	1:01.229	91.7	1:59:32.068	14	2	2:45.480	46.264	1:16.858	42.358	152.4	46:59.541							
36	2	3:06.868	53.272	1:25.556	48.040	134.9	2:02:38.936	15	2	2:40.167	45.406	1:13.091	41.670	157.4	49:39.708							
37	2	3:03.336	51.710	1:24.030	47.596	137.5	2:05:42.272	16	2	2:41.290	45.038	1:14.956	41.296	156.3	52:20.998							
38	2	2:54.990	50.256	1:18.345	46.389	144.1	2:08:37.262	17	2	2:39.206	45.317	1:13.098	40.791	158.4	55:00.204							
257 QSR Racing BMW Clubsport 5 1. Tim MICHELS 2. LUC JANSSENS							18									2	2:41.160	45.029	1:14.874	41.257	156.5	57:41.364
1	2	3:51.613	1:16.953	1:33.162	1:01.498	108.9	3:51.613	19	2	2:42.681	45.404	1:15.206	42.071	155.0	1:00:24.045							
2	2	5:04.784	2:29.919	1:39.366	55.499	82.7	8:56.397	20	2	2:39.405	45.669	1:12.958	40.783	158.2	1:03:03.450							
3	2	3:32.260	1:00.777	1:37.595	53.888	118.8	12:28.657	21	2	2:41.502	47.346	1:13.494	40.662	156.1	1:05:44.952							
4	2	3:57.449	1:09.861	1:38.186	1:09.402	106.2	16:26.106	22	2	2:39.204	44.923	1:13.598	40.683	158.4	1:08:24.156							
5	2	3:17.547	58.070	1:29.553	49.924	127.6	19:43.653	23	2	2:41.556	46.476	1:13.687	41.393	156.1	1:11:05.712							
6	2	3:13.897	56.531	1:28.047	49.319	130.0	22:57.550	24	2	2:38.838	44.793	1:12.981	41.064	158.7	1:13:44.550							
7	2	3:10.608	55.338	1:26.245	49.025	132.3	26:08.158	25	2	5:50.744	1:33.360	2:54.081	1:23.303	71.9	1:19:35.294							
8	2	3:12.342	55.611	1:27.922	48.809	131.1	29:20.500	26	2	2:40.762	45.744	1:13.842	41.176	156.8	1:22:16.056							
9	2	3:09.267	55.462	1:24.988	48.817	133.2	32:29.767	27	2	2:41.574	45.625	1:15.092	40.857	156.1	1:24:57.630							
10	2	3:09.876	55.732	1:25.591	48.553	132.8	35:39.643	28	2	2:43.474	45.436	1:16.283	41.755	154.2	1:27:41.104							
11	2	3:07.409	55.275	1:23.627	48.507	134.5	38:47.052	29	2	2:41.500	46.038	1:14.272	41.190	156.1	1:30:22.604							
12	2	3:07.661	55.216	1:24.289	48.156	134.4	41:54.713	30	2	2:43.253	45.140	1:15.114	42.999	154.4	1:33:05.857							
13	2	3:07.069	55.053	1:23.505	48.511	134.8	45:01.782	31	2	2:43.429	45.022	1:15.737	42.670	154.3	1:35:49.286							
14	2	3:05.944	54.582	1:23.304	48.058	135.6	48:07.726	32	2	5:57.544	3:43.749	1:26.389	47.406	70.5	1:41:46.830							
15	2	3:05.487	53.833	1:23.762	47.892	135.9	51:13.213	33	2	3:37.849	1:09.204	1:38.857	49.788	115.7	1:45:24.679							
16	2	3:06.454	54.392	1:23.939	48.123	135.2	54:19.667	34	2	3:42.359	58.087	1:33.888	1:10.384	113.4	1:49:07.038							
17	2	3:08.865	54.199	1:25.648	49.018	133.5	57:28.532	35	2	3:51.007	1:24.155	1:33.740	53.112	109.1	1:52:58.045							
18	2	3:06.973	53.969	1:24.698	48.306	134.9	1:00:35.505	36	2	3:23.292	58.958	1:31.145	53.189	124.0	1:56:21.337							
19	2	3:07.058	54.177	1:24.866	48.015	134.8	1:03:42.563	37	2	3:32.533	1:00.008	1:31.479	1:01.046	118.6	1:59:53.870							
20	1	7:06.484	4:48.635	1:27.098	50.751	59.1	1:10:49.047	38	2	3:03.813	51.074	1:24.914	47.825	137.2	2:02:57.683							
21	1	3:11.831	57.276	1:23.968	50.587	131.4	1:14:00.878	39	2	2:54.719	48.290	1:21.124	45.305	144.3	2:05:52.402							
22	1	5:45.572	1:37.073	2:50.644	1:17.855	73.0	1:19:46.450	40	2	2:55.133	50.144	1:20.412	44.577	144.0	2:08:47.535							
23	1	3:10.646	56.034	1:24.943	49.669	132.3	1:22:57.096	325 DZ Competition BMW Clubsport 5 1. Bernard CLAES 2. Benoit PHILIPS														
24	1	3:10.678	56.574	1:24.493	49.611	132.2	1:26:07.774	1	1	3:52.969	1:16.931	1:35.499	1:00.539	108.2	3:52.969							
25	1	3:11.646	55.858	1:25.490	50.298	131.6	1:29:19.420	2	1	4:53.129	2:11.756	1:40.950	1:00.423	86.0	8:46.098							
26	1	3:13.220	55.936	1:26.829	50.455	130.5	1:32:32.640	3	1	3:39.298	59.519	1:40.758	59.021	115.0	12:25.396							
27	1	3:13.534	56.162	1:25.494	51.878	130.3	1:35:46.174	4	1	3:57.667	1:10.333	1:38.547	1:08.787	106.1	16:23.063							
28	1	3:21.167	57.112	1:29.023	55.032	125.3	1:39:07.341	5	1	3:19.737	59.121	1:30.383	50.233	126.2	19:42.800							
29	1	3:27.821	1:01.367	1:32.614	53.840	121.3	1:42:35.162	6	1	3:13.926	56.678	1:28.377	48.871	130.0	22:56.726							
30	1	4:07.140	1:26.857	1:44.735	55.548	102.0	1:46:42.302	7	1	3:06.641	54.948	1:24.501	47.192	135.1	26:03.367							
31	1	3:28.780	1:01.804	1:33.409	53.567	120.8	1:50:11.082															
32	1	4:45.191	59.325	1:53.802	1:52.064	88.4	1:54:56.273															





BELCAR ENDURANCE CHAMPIONSHIP


SPA EURO RACE

RACE

Analysis

							Personal Best		Session Best		B Crossing the finish line in pit lane				
Lap	D	Time	Sector 1	Sector 2	Sector 3	Kph	Elapsed	Lap	D	Time	Sector 1	Sector 2	Sector 3	Kph	Elapsed
333 Speedlover							Porsche 997		1. Jean-Pierre VERHOEVEN		1				
8	1	3:08.759	55.953	1:24.142	48.664	133.6	29:12.126								
9	1	3:01.804	52.940	1:20.930	47.934	138.7	32:13.930								
10	1	3:00.942	53.227	1:20.523	47.192	139.3	35:14.872								
11	1	3:00.813	52.670	1:20.039	48.104	139.4	38:15.685								
12	1	2:59.102	52.466	1:19.656	46.980	140.8	41:14.787								
13	1	3:00.756	53.058	1:19.506	48.192	139.5	44:15.543								
14	1	3:00.366	52.932	1:20.640	46.794	139.8	47:15.909								
15	1	2:59.166	52.606	1:19.343	47.217	140.7	50:15.075								
16	1	2:59.930	52.405	1:19.958	47.567	140.1	53:15.005								
17	2	4:13.103	2:02.632	1:22.464	48.007	99.6	57:28.108								
18	2	3:02.983	53.532	1:21.988	47.463	137.8	1:00:31.091								
19	2	3:02.119	53.293	1:21.068	47.758	138.4	1:03:33.210								
20	2	3:01.062	53.048	1:20.653	47.361	139.3	1:06:34.272								
21	2	3:02.312	52.770	1:21.449	48.093	138.3	1:09:36.584								
22	2	3:01.311	53.360	1:20.411	47.540	139.1	1:12:37.895								
23	2	5:07.301	53.349	2:20.176	1:53.776	82.1	1:17:45.196								
24	2	4:24.235	2:15.211	1:21.813	47.211	95.4	1:22:09.431								
25	2	3:00.995	53.210	1:20.462	47.323	139.3	1:25:10.426								
26	2	3:03.810	53.933	1:20.910	48.967	137.2	1:28:14.236								
27	2	3:01.738	53.302	1:20.725	47.711	138.7	1:31:15.974								
28	2	3:02.923	53.344	1:21.948	47.631	137.8	1:34:18.897								
29	2	3:06.610	53.657	1:23.797	49.156	135.1	1:37:25.507								
30	2	3:13.392	54.504	1:28.210	50.678	130.4	1:40:38.899								
31	2	3:24.108	57.257	1:33.587	53.264	123.5	1:44:03.007								
32	2	4:49.227	1:03.132	2:22.642	1:23.453	87.2	1:48:52.234								
33	2	3:43.118	1:18.143	1:32.147	52.828	113.0	1:52:35.352								
34	2	3:19.388	58.445	1:29.902	51.041	126.5	1:55:54.740								
35	2	3:50.019	56.528	1:51.093	1:02.398	109.6	1:59:44.759								
36	2	3:16.863	57.161	1:29.002	50.700	128.1	2:03:01.622								
37	2	3:10.163	56.089	1:24.646	49.428	132.6	2:06:11.785								
38	2	3:06.696	56.066	1:22.256	48.374	135.1	2:09:18.481								
335 CK Mechanics							BMW Clubsport		1. Ken CEUPPENS		3. Tom CEUPPENS		5		
1	1	4:16.901	1:26.608	1:47.538	1:02.755	98.1	4:16.901								
2	1	3:58.981	1:05.992	1:52.293	1:00.696	105.5	8:15.882								
3	1	4:03.272	1:04.713	1:51.718	1:06.841	103.6	12:19.154								
4	1	4:00.160	1:09.315	1:41.696	1:09.149	105.0	16:19.314								
5	1	3:38.549	1:03.944	1:39.132	55.473	115.4	19:57.863								
6	1	3:37.099	1:00.870	1:39.505	56.724	116.1	23:34.962								
7	2	4:50.661	2:25.202	1:34.040	51.419	86.7	28:25.623								
8	2	3:14.048	57.541	1:26.999	49.508	129.9	31:39.671								
9	2	3:06.924	55.506	1:22.912	48.506	134.9	34:46.595								
10	2	3:06.015	55.174	1:22.075	48.766	135.5	37:52.610								
11	2	3:04.135	54.887	1:21.320	47.928	136.9	40:56.745								
12	2	3:05.245	54.002	1:21.931	49.312	136.1	44:01.990								
13	2	3:05.781	54.941	1:22.991	47.849	135.7	47:07.771								
14	2	3:05.362	55.088	1:21.726	48.548	136.0	50:13.133								
15	2	3:02.844	54.915	1:20.526	47.403	137.9	53:15.977								
16	2	3:03.351	54.321	1:21.436	47.594	137.5	56:19.328								
17	2	3:04.172	54.979	1:21.829	47.364	136.9	59:23.500								
18	2	3:05.395	55.272	1:21.783	48.340	136.0	1:02:28.895								
19	2	3:07.498	54.676	1:23.742	49.080	134.5	1:05:36.393								
20	2	3:03.864	54.254	1:21.942	47.668	137.1	1:08:40.257								
21	2	3:05.498	55.139	1:22.104	48.255	135.9	1:11:45.755								
22	2	3:52.432	54.589	1:22.619	1:35.224	108.5	1:15:38.187								
23	2	5:36.928	3:08.051	1:38.226	50.651	74.8	1:21:15.115								
24	2	3:10.736	57.243	1:24.891	48.602	132.2	1:24:25.851								
25	2	3:16.016	59.470	1:24.992	51.554	128.6	1:27:41.867								
26	2	3:17.112	58.488	1:27.765	50.859	127.9	1:30:58.979								
27	2	3:17.098	58.923	1:26.587	51.588	127.9	1:34:16.077								
28	2	3:16.767	57.517	1:27.152	52.098	128.1	1:37:32.844								
29	2	3:27.478	59.659	1:31.812	56.007	121.5	1:41:00.322								
30	2	5:46.618	3:10.559	1:40.150	55.909	72.7	1:46:46.940								
31	2	3:31.945	1:03.142	1:35.555	53.248	119.0	1:50:18.885								
32	2	4:42.440	1:00.560	1:48.295	1:53.585	89.3	1:55:01.325								
33	2	4:35.178	1:30.328	2:02.604	1:02.246	91.6	1:59:36.503								
34	2	3:28.948	1:00.143	1:32.927	55.878	120.7	2:03:05.451								
35	2	3:22.790	59.986	1:29.779	53.025	124.3	2:06:28.241								
36	2	3:21.129	59.121	1:28.799	53.209	125.4	2:09:49.370								
412 VGL Racing							Saker RAPX		1. Ronald THIENPONT		3. Danny WAGTMANS		3		
1	1	4:17.376	1:40.733	1:34.030	1:02.613	98.0	4:17.376								
2	1	3:59.013	1:06.067	1:52.268	1:00.678	105.5	8:16.389								
3	1	4:03.430	1:04.642	1:51.795	1:06.993	103.6	12:19.819								
4	1	3:55.753	1:09.568	1:41.340	1:04.845	107.0	16:15.572								
5	1	3:05.560	52.956	1:25.916	46.688	135.9	19:21.132								
6	1	3:02.706	51.736	1:24.305	46.665	138.0	22:23.838								
7	1	2:59.305	50.745	1:23.065	45.495	140.6	25:23.143								
8	1	2:58.535	49.497	1:22.152	46.886	141.2	28:21.678								
9	1	2:55.793	49.229	1:21.500	45.064	143.4	31:17.471								
10	1	2:53.529	48.746	1:20.357	44.426	145.3	34:11.000								
11	1	2:53.430	49.097	1:19.403	44.930	145.4	37:04.430								
12	1	2:57.086	50.048	1:21.272	45.766	142.4	40:01.516								
13	1	2:54.977	49.421	1:20.143	45.413	144.1	42:56.493								
14	2	6:10.478	4:05.131	1:20.897	44.450	68.1	49:06.971								
15	2	2:49.413	49.399	1:16.847	43.167	148.8	51:56.384								





BELCAR ENDURANCE CHAMPIONSHIP

SPA EURO RACE

RACE

Analysis

							Personal Best		Session Best		B Crossing the finish line in pit lane											
Lap	D	Time	Sector 1	Sector 2	Sector 3	Kph	Elapsed	Lap	D	Time	Sector 1	Sector 2	Sector 3	Kph	Elapsed							
16	2	2:46.923	47.508	1:15.701	43.714	151.1	54:43.307	31	3	2:28.156	42.684	1:06.444	39.028	170.2	1:29:20.391							
17	2	2:45.936	47.262	1:16.045	42.629	152.0	57:29.243	32	3	2:49.915	1:06.340	1:04.947	38.628	148.4	1:32:10.306							
18	2	2:45.936	47.405	1:15.914	42.617	152.0	1:00:15.179	33	3	2:26.817	42.010	1:06.679	38.128	171.7	1:34:37.123							
19	2	2:46.027	47.126	1:15.951	42.950	151.9	1:03:01.206	34	3	2:30.714	42.024	1:08.745	39.945	167.3	1:37:07.837							
20	2	2:45.622	47.545	1:16.211	41.866	152.2	1:05:46.828	35	3	2:42.924	43.573	1:16.006	43.345	154.8	1:39:50.761							
21	2	2:46.878	47.869	1:16.846	42.163	151.1	1:08:33.706	36	1	5:34.619	3:06.345	1:38.329	49.945	75.4	1:45:25.380							
22	2	2:46.162	47.343	1:16.734	42.085	151.7	1:11:19.868	37	1	3:47.966	1:18.355	1:26.957	1:02.654	110.6	1:49:13.346							
23	2	2:49.676	46.990	1:16.163	46.523	148.6	1:14:09.544	38	1	5:37.125	1:26.073	2:19.614	1:51.438	74.8	1:54:50.471							
24	2	5:29.690	1:44.384	2:36.805	1:08.501	76.5	1:19:39.234	39	1	4:33.911	1:29.668	2:04.478	59.765	92.1	1:59:24.382							
25	2	2:48.389	49.926	1:16.363	42.100	149.7	1:22:27.623	40	1	2:42.849	46.428	1:14.312	42.109	154.8	2:02:07.231							
26	2	2:46.456	47.369	1:15.994	43.093	151.5	1:25:14.079	41	1	2:41.610	45.692	1:14.144	41.774	156.0	2:04:48.841							
27	2	2:48.994	47.291	1:17.354	44.349	149.2	1:28:03.073	42	1	2:41.083	46.254	1:13.718	41.111	156.5	2:07:29.924							
28	3	4:30.456	2:34.347	1:14.206	41.903	93.2	1:32:33.529	<div style="border: 1px solid black; padding: 5px;"> 705 Mc Donald's Racing 1. David HOUTHOOFD 2. François BOUILLON Norma M20 FC 2 </div>							1	2	3:02.791	54.780	1:20.230	47.781	137.9	3:02.791
29	3	2:42.638	46.180	1:14.337	42.121	155.0	1:35:16.167								2	2	4:20.061	1:06.630	2:02.375	1:11.056	97.0	7:22.852
30	3	2:45.975	45.849	1:16.217	43.909	151.9	1:38:02.142								3	2	4:29.644	1:21.590	1:56.318	1:11.736	93.5	11:52.496
31	3	2:57.591	48.059	1:23.229	46.303	142.0	1:40:59.733								4	2	3:59.550	1:11.041	1:45.148	1:03.361	105.3	15:52.046
32	3	3:03.716	49.401	1:24.464	49.851	137.2	1:44:03.449								5	2	2:50.539	48.369	1:17.742	44.428	147.8	18:42.585
33	3	4:49.647	1:03.302	2:22.599	1:23.746	87.1	1:48:53.096								6	2	2:48.777	47.219	1:17.707	43.851	149.4	21:31.362
34	3	3:42.576	1:17.686	1:32.141	52.749	113.3	1:52:35.672								7	2	2:48.583	47.300	1:17.660	43.623	149.6	24:19.945
35	3	3:19.423	58.561	1:29.789	51.073	126.4	1:55:55.095								8	2	2:48.744	46.839	1:18.757	43.148	149.4	27:08.689
36	3	3:49.511	56.632	1:51.363	1:01.516	109.9	1:59:44.606								9	2	2:48.637	47.545	1:18.637	42.455	149.5	29:57.326
37	3	3:01.363	52.319	1:23.895	45.149	139.0	2:02:45.969								10	2	2:44.214	46.643	1:15.382	42.189	153.5	32:41.540
38	3	2:55.116	49.721	1:19.372	46.023	144.0	2:05:41.085	11	2	2:44.575	46.682	1:15.292	42.601	153.2	35:26.115							
39	3	2:47.091	48.044	1:16.011	43.036	150.9	2:08:28.176	12	2	2:43.430	46.729	1:14.218	42.483	154.3	38:09.545							
<div style="border: 1px solid black; padding: 5px;"> 701 Deldiche Racing by JDC Events 1. Luc DE COCK 3. Tim JOOSEN Norma M20 FC 2 </div>																						
1	1	2:57.524	52.007	1:20.397	45.120	142.0	2:57.524	13	1	4:06.186	2:08.677	1:15.082	42.427	102.4	42:15.731							
2	1	4:23.723	1:10.010	2:01.950	1:11.763	95.6	7:21.247	14	1	2:38.436	45.636	1:11.795	41.005	159.1	44:54.167							
3	1	4:29.709	1:21.501	1:56.632	1:11.576	93.5	11:50.956	15	1	2:38.362	45.308	1:12.550	40.504	159.2	47:32.529							
4	1	3:59.665	1:11.143	1:45.434	1:03.088	105.2	15:50.621	16	1	2:44.068	45.558	1:11.858	46.652	153.7	50:16.597							
5	1	2:49.256	47.374	1:17.926	43.956	149.0	18:39.877	17	1	4:13.379	2:21.807	1:11.695	39.877	99.5	54:29.976							
6	1	2:50.088	47.041	1:19.417	43.630	148.2	21:29.965	18	1	2:33.726	44.672	1:10.427	38.627	164.0	57:03.702							
7	1	2:50.499	46.681	1:19.725	44.093	147.9	24:20.464	19	1	2:31.596	44.471	1:08.500	38.625	166.3	59:35.298							
8	1	2:44.782	46.483	1:16.104	42.195	153.0	27:05.246	20	1	2:32.675	43.993	1:10.433	38.249	165.1	1:02:07.973							
9	1	2:42.752	45.722	1:16.042	40.988	154.9	29:47.998	21	1	2:32.538	44.780	1:08.500	39.258	165.3	1:04:40.511							
10	1	2:40.154	45.051	1:13.929	41.174	157.4	32:28.152	22	1	2:29.637	43.541	1:07.768	38.328	168.5	1:07:10.148							
11	1	2:41.257	45.342	1:14.536	41.379	156.4	35:09.409	23	1	2:28.816	43.505	1:06.985	38.326	169.4	1:09:38.964							
12	3	4:05.172	2:20.998	1:06.682	37.492	102.8	39:14.581	24	1	2:30.901	44.881	1:07.741	38.279	167.1	1:12:09.865							
13	3	2:30.385	42.639	1:07.418	40.328	167.7	41:44.966	25	1	3:26.471	45.279	1:08.348	1:32.844	122.1	1:15:36.336							
14	3	2:29.405	42.092	1:07.890	39.423	168.8	44:14.371	26	1	4:39.726	2:11.555	1:49.093	39.078	90.1	1:20:16.062							
15	3	2:25.651	42.688	1:04.211	38.752	173.1	46:40.022	27	1	2:29.758	43.599	1:07.386	38.773	168.4	1:22:45.820							
16	3	2:29.341	44.194	1:07.135	38.012	168.8	49:09.363	28	1	2:31.830	42.961	1:09.657	39.212	166.1	1:25:17.650							
17	3	2:26.458	42.200	1:05.639	38.619	172.2	51:35.821	29	1	2:33.159	45.517	1:09.292	38.350	164.6	1:27:50.809							
18	3	2:28.003	42.218	1:07.708	38.077	170.4	54:03.824	30	1	2:36.959	46.019	1:12.353	38.587	160.6	1:30:27.768							
19	3	2:26.485	42.221	1:05.404	38.860	172.1	56:30.309	31	1	2:34.335	43.304	1:11.152	39.879	163.4	1:33:02.103							
20	3	2:26.218	41.942	1:05.198	39.078	172.4	58:56.527	32	1	2:40.970	43.152	1:13.709	44.109	156.6	1:35:43.073							
21	3	2:26.005	42.456	1:04.929	38.620	172.7	1:01:22.532	33	1	2:37.163	43.583	1:11.296	42.284	160.4	1:38:20.236							
22	3	2:28.185	43.930	1:05.836	38.419	170.2	1:03:50.717	34	1	2:48.216	46.449	1:18.581	43.186	149.9	1:41:08.452							
23	3	2:28.899	42.416	1:06.297	40.186	169.3	1:06:19.616	35	1	3:04.530	49.380	1:30.475	44.675	136.6	1:44:12.982							
24	3	2:28.494	42.668	1:05.613	40.213	169.8	1:08:48.110	36	2	5:12.410	3:01.442	1:23.608	47.360	80.7	1:49:25.392							
25	3	2:27.923	44.981	1:05.558	37.384	170.5	1:11:16.033	37	2	5:27.297	1:16.393	2:19.628	1:51.276	77.0	1:54:52.689							
26	3	2:28.541	42.161	1:06.350	40.030	169.7	1:13:44.574	38	2	4:34.495	1:30.519	2:03.800	1:00.176	91.9	1:59:27.184							
27	3	5:45.563	1:31.711	2:54.646	1:19.206	73.0	1:19:30.137	39	2	2:48.245	48.534	1:16.696	43.015	149.9	2:02:15.429							
28	3	2:29.605	42.302	1:09.020	38.283	168.5	1:21:59.742	40	2	2:43.380	47.081	1:14.097	42.202	154.3	2:04:58.809							
29	3	2:26.593	42.136	1:05.130	39.327	172.0	1:24:26.335	41	2	2:44.966	47.879	1:14.846	42.241	152.8	2:07:43.775							
30	3	2:25.900	42.248	1:05.477	38.175	172.8	1:26:52.235															

